

Malaviya National Institute of Technology Jaipur

Jawahar Lal Nehru Marg, Jaipur

302017, Rajasthan



STUDENT

Registration GUIDE

New Entrants (B.Tech., B.Arch., & MBA 2023 Batch)

Academic Session 2023-2024

Registration Guidelines

Admission Procedure in UG Programmes for session 2023-2024

1. Admission for foreigners in the UG programme is done through DASA (Direct admission of students abroad) based on SAT Score, for details, see the website: <https://www.dasanit.org>
2. Admission of candidates (Indian Nationals) in UG (B.Tech./B.Arch.) programmes is done through JoSAA (Joint Seat Allocation Authority)/ CSAB (Central Seat Allocation Board) for more details see the website: <http://josaa.nic.in> / <https://csab.nic.in>.

(A) Registration Schedule

All the B.Tech. & B.Arch. students admitted through JOSAA/ICCR/DASA & newly admitted students of M.B.A. in the academic session 2023-24 in MNIT Jaipur are advised to report physically for final admission at VLTC Poarch, MNIT Jaipur on the scheduled dates and time slots, as given in the table below:

Schedule of Physical Reporting on 1st & 2nd August 2023		
Name of Branch	Reporting Date	Time Slot
Artificial Intelligence & Data Engineering	01/08/2023 Tuesday	9:30 A.M. to 1:00 P.M.
Electronics & communication Engineering		
Metallurgical & Material Engineering		
Computer Science & engineering		1:30 P.M. to 5:00 P.M.
Architecture and Planning		
Master of Business Administration		
Chemical Engineering	02/08/2023 Wednesday	9:30 A.M. to 1:00 P.M.
Mechanical Engineering		
Civil Engineering		1:30 P.M. to 5:00 P.M.
Electrical Engineering		
Master of Business Administration		

* NOTE: All the candidates who are appearing in DASA Special rounds will report to the Institute between 10th August 2023 and 14th August 2023. All the candidates who are appearing for CSAB Special Rounds will report to the Institute between 14th August 2023 and 21st August 2023. Any further details in this regard will be communicated/displayed at MNIT website later on.

(B) Fee

Balance fee deposition must be done in online mode through MNIT ERP login. ERP login credentials of students will be mailed to their personal email id mentioned on the application form initially. **Students are advised to activate/enable the Net Banking facility as payment charges are lesser in Net Banking than in Debit Card.**

For details of Fee Structure for the Session 2023-2024 see **Annexure-I** and for the procedure to login into MNIT ERP refer to **Annexure-II**.

Before You Arrive

1. After getting a **STUDENT ID & ERP login credentials** through your personal mail from the Institute, please follow the steps-

- Login into MNIT ERP **[Annexure-II: How to login into MNIT ERP]**.

Fill Admission Form: To fill out the admission form/update the student profile on MNIT ERP, follow the instructions manual **"How to submit admission form?" [Annexure-II]**.

- Using the given credentials, access the MNIT ERP to pay the balance fees (refer **Annexure-I** for Fee Structure) through online mode by following the steps given in **Annexure-III**. To pay hostel fees, follow the steps given in **Annexure-IV**. (Please ensure that while making payments through a debit card, a sufficient transaction limit is available. You can also make payment through net banking facility as payment charges are lesser in net banking than debit cards).
- **A fee payment verification link** will be activated to avoid double payment. In case the amount is deducted from the bank account of the student, but the transaction ID is not updated on ERP, the students, before making the payment again, are advised to confirm the payment status using the Payment Verification Link (available in actions of fee challan). If you have already paid the fees in advance, ignore this step.
- A **Provisional admission letter** must be downloaded from the MNIT ERP after the fee payment.
- After downloading the provisional letter, the student can apply for an Institute ID card on the ERP by following the steps given in **Annexure V**. Submission of complete details for the ID card are mandatory.

2. List of documents required at the time of physical reporting is given in **Annexure-VI**.

The self-attested hard copies of these documents are to be submitted to the Institute along with the printed **Admission Form**. Therefore, to save time, please bring hard copies of all the documents in sequence while coming for the physical reporting. Further, note that you must upload all the listed documents on the MNIT ERP as well by following the steps given in **Annexure- VII**.

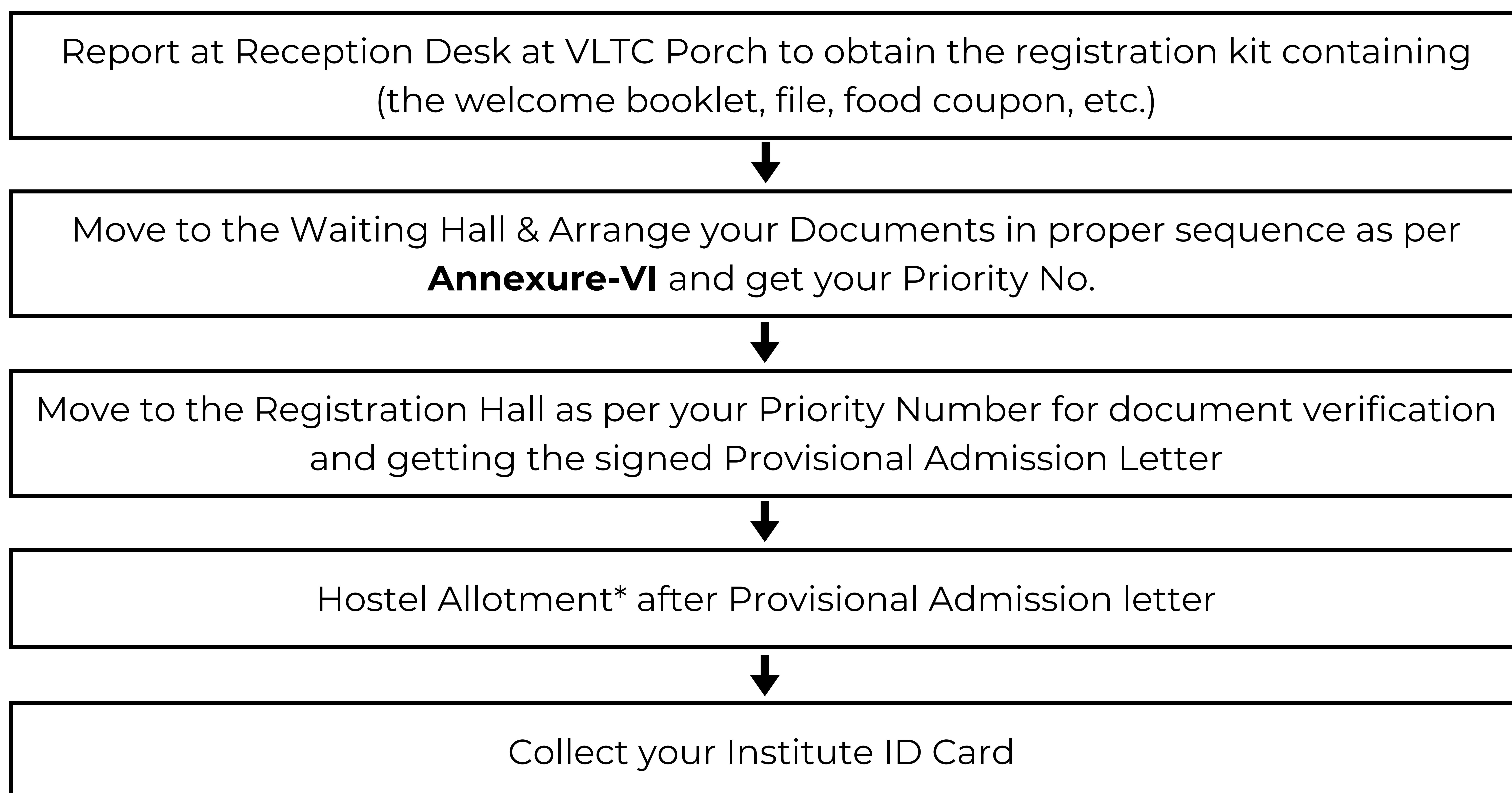
Note 1: It is mandatory to complete the ONLINE registration (by following the above-mentioned steps) on MNIT ERP before you arrive at MNIT Jaipur for Physical Reporting; otherwise, your Physical Reporting will not be entertained on 1st and 2nd August 2023.

Note 2: Important contact details of different office bearers of the Academic Section, Hostel Office, Student Welfare office, and Banks are given on Page No. 24 & 25.

(C)How to Reach MNIT Jaipur

The Institute is located south of Jaipur in Malaviya Nagar on Jawahar Lal Nehru Marg. The nearest railway station is Gandhinagar Railway Station, approximately 2 KM from MNIT. The main railway station and Bus stand are approximately 10 KM from the Institute. The Airport is about 3 KM away. Frequent city transport and private transport services are available for the Institute from every point of the city. The list of nearby hotels is given on Page No. 27 and the campus map is given on Page no. 28.

Physical Reporting Process After Arrival at MNIT



*** Only for UG (B.Tech. & B.Arch.) new entrants.**

(D) Orientation Programme

The orientation program will be held during August 03 - 05, 2023. The detailed schedule of the Orientation programme will be provided at the time of physical reporting.

(E) About Commencement of Classes

The classes shall commence from 7th August, 2023. The Academic Calendar and the timetable of classes will be sent through email by the Academic Section and the same will be displayed on the Institute Website.

Information Regarding Hostel Allotment

It is stated that accommodation will be provided on first come first serve basis hostels/bhawans as per availability of hostel/bhawans. The students has to deposit the hostel fee as mentioned below through the online process as mentioned in **Annexure V** before arival for reporting.

Mess Advance per semester & adjusted in the Mess Bill at the actual time of leaving hostel	Rs. 20,000/-
Hostel Caution money for new entrants to be deposited only at the first time of allotment of hostel (Refundable)	Rs. 12,000/-
One Time Admission fee for Hostel & Mess (Non Refundable)	Rs. 3,000/-
Room Rent, Light & Water Charges per semester	Rs. 12,000/-
Room Rent charge : 6000/-	
Light & Water Charges : 6000/-	
Total	Rs. 47,000/-

Step-1: Willingness-During the filling of the Admission Form in ERP (**Annexure-II**), the student may give his/her willingness by selecting the option "Hosteler" out of "Day Scholar / Hosteler" under the tab Student Details. The hostel will be allotted randomly in terms of branch and state of domicile to all willing students who are not from Jaipur (City).

Step-2: Fee Payment – Those students who have been allotted hostel room can deposit the hostel fee online (only) as shown in **Annexure-IV**. The Portal for depositing hostel fees shall be opened from 29th July 2023.Students may deposit the hostel fee through Internet Banking Debit/Credit Card or Demand Draft in favour of MNIT Mess Council, payable at Jaipur. Hostel fees in cash shall not be entertained in any case.

Step-3: Intimation of Hostel Room Number– After receipt of the hostel fees, the hostel office will intimate the student about the **Hostel Room Number by mail** through ERP within 24 hours.

Step-4: Possession of Hostel Room: Upon arrival on the campus, the student can check in his/her room **24×7 basis by showing the allotted hostel room email on mobile phone** alongwith a Govt. Approved ID Card. Phone numbers of the respective Caretaker(s) and Warden(s) are written at the reception of the each hostel as well as at the Institute portal. Those students who face problem with timely submission of willingness / fee payment and or pay through DD/Education loan/NEFT can approach Hostel Office Desks during registration process (1st and 2nd Aug 2023) or visit Hostel Office upon their arrival on the campus for Hostel Room allotment during working hours (10:00 AM-6:00 PM, Monday-Saturday).

Students who are allotted a hostel room but are from Jaipur (city) will be asked to surrender their hostel rooms and apply for refund. Hostel fees in cash shall not be entertained in any case. Students who are allotted a hostel room but are **not willing** to take possession, are required to intimate the same to the hostel office through an email to hosteloffice@mnit.ac.in; otherwise, the diet charges would be applicable and for which student shall be liable. Request for a **change of hostel/room shall not be entertained in any case.**

MALAVIYA NATIONAL INSTITUTE OF TECHNOLOGY JAIPUR

Fee Structure for B. Tech. students admitted in the session 2023-24

TUITION FEE

S.No.	Head of Fee	Odd Semester Even Semester			
		GENERAL/OBC			SC/ST/PH
		Most Economically backward students (Income below 1 lac)	Other Economically backward students (Income 1 Lac to 5 Lac)	Income Above 5 Lac	All
1	Tuition Fee per Semester	0	20,834.00	62,500.00	0

INSTITUTE FEE

S.No.	Head of Fee	Odd Semesters	Even Semesters
		For All Category Students (in Rupees)	For All Category Students (in Rupees)
A. Registration Fee			
1	Registration Fee	1000.00	1000.00
	Total(A)	1000.00	1000.00
B. Institute Fee			
2	Development	2400.00	2400.00
3	Library & Book Bank	1750.00	1750.00
4	Computer, Internet and Digital Communication Fee	4000.00	4000.00
5	Sports	1000.00	1000.00
6	Tech Fest & Creative Arts Society	1800.00	1800.00
7	Student Welfare	1000.00	1000.00
8	Industrial Training & Placement	2000.00	2000.00
9	Examination	1000.00	1000.00
10	Laboratory & Project Fees	2000.00	2000.00
11	Alumni Activity Fee	1500.00	1500.00
	Total(B)	18450.00	18450.00
C. One Time Payment at Admission			
12	Institute Caution Money (Refundable) (For All)	15000.00	—
13	Identity Card Charges	100.00	—
14	Final Degree Certificate Fee (Not Refundable)	1500.00	—
	Total(C)	16600.00	—
D.Group Insurance			
15	Insurance Fee (Annual)	765.00	—
	Total(D)	765.00	—
	Total(A+B+C+D)	36815.00	19450.00

Note:

1. **An additional fee under the name of Alumni Association Membership of Rs. 1000/- would be charged in the (8th) semester.**
2. Any revision in fee by the Competent Authority will be applicable.
3. Students are required to deposit the balance of fee through online mode (preferably net banking) vide MNIT ERP portal at the time of admission. However, in special circumstances, fee may be deposited through debit card, draft etc. in the name of the **Registrar MNIT Jaipur** payable at **Jaipur**.
4. Income category will be decided on the basis of the **annual family income** (from all sources) certificate issued by the authority designated for issuing income certificate by the Government of India.
5. Alumni Association Membership Fee would be transferred to the Alumni Association account as collected.

MALAVIYA NATIONAL INSTITUTE OF TECHNOLOGY JAIPUR

Fee Structure for B. Arch. students admitted in the session 2023-24

TUITION FEE

S.No.	Head of Fee	Odd Semester Even Semester			
		GENERAL/OBC			SC/ST/PH
		Most Economically backward students (Income below 1 lac)	Other Economically backward students (Income 1 Lac to 5 Lac)	Income Above 5 Lac	All
1	Tuition Fee per Semester	0	20,834.00	62,500.00	0

INSTITUTE FEE

S.No.	Head of Fee	Odd Semesters	Even Semesters
		For All Category Students (in Rupees)	For All Category Students (in Rupees)
A. Admission Fee			
1	Admission Processing Fee	1000.00	1000.00
	Total(A)	1000.00	1000.00
B.Institute Fee			
2	Development	2400.00	2400.00
3	Library & Book Bank	1750.00	1750.00
4	Computer/Internet and Digital Communication Fee	4000.00	4000.00
5	Sports	1000.00	1000.00
6	Tech Fest & Creative Arts Society	1800.00	1800.00
7	Students Welfare	1000.00	1000.00
8	Industrial training, Internship & Placement	2000.00	2000.00
9	Examination	1000.00	1000.00
10	Professional Development	3000.00	3000.00
11	Laboratory & Project Fees	2000.00	2000.00
11	Alumni Activity Fee	1500.00	1500.00
	Total(B)	21450.00	21450.00
C.One Time Payment at Admission			
12	Institute Caution Money (refundable) (for all)	15000.00	—
13	Identity Card Charges	100.00	—
14	Final Degree Certificate Fee (not refundable)	1500.00	—
	Total(C)	16600.00	—
D.Group Insurance			
15	Insurance Fee (Annual)	765.00	—
	Total(D)	765.00	—
	Total(A+B+C+D)	39815.00	22450.00

Note:

- 1.**An additional fee under the name of Alumni Association Membership of Rs 1000/- would be charged after (8th) semester.**
- 2.Any revision in fee by the Competent Authority will be applicable.
- 3.Students are required to deposit the balance of the fee through online mode (preferably net banking) vide the MNIT ERP portal at the time of admission. However, in special circumstances, fee may be deposited through debit card, draft, etc. in the name of the **Register MNIT Jaipur** payable at **Jaipur**
- 4.The income category will be decided on the basis of **annual family income** (from all sources) certificate issued by the authority designated for issuing income certificates by the Government of India.
- 5.Alumni Association Membership Fee would be transferred to the Alumni Association account as collected.

MALAVIYA NATIONAL INSTITUTE OF TECHNOLOGY JAIPUR

Fee Structure for B. Tech. MEA (Welfare) students admitted in the session 2023-24

S.No.	Head of Fee	Odd Semester	Even Semester
A. Admission Fee/Tuition Fee			
1	Registration Fee	1000.00	1000.00
2	Tuition Fee	62500.00	62500.00
	Total(A)	63500.00	63500.00
B.Institute Fee			
3	Development	2400.00	2400.00
4	Library & Book Bank	1750.00	1750.00
5	Computer/Internet and Digital Communication Fee	4000.00	4000.00
6	Sports	1000.00	1000.00
7	Tech Fest & Creative Arts Society	1800.00	1800.00
8	Students Welfare	1000.00	1000.00
9	Industrial Training, Internship & Placement	2000.00	2000.00
10	Examination	1000.00	1000.00
11	Laboratory & Project Fees	2000.00	2000.00
12	Alumni Activity Fee	1500.00	1500.00
	Total(B)	18450.00	18450.00
C. One Time Payment at Admission			
13	Institute Caution Money (Refundable) (For All)	15000.00	—
12	Identity Card Charges	100.00	—
13	Final Degree Certificate Fee (one time) (Not Refundable)	1500.00	—
	Total(C)	16600.00	—
D.Group Insurance			
14	Insurance Fee (Annual)	765.00	—
	Total(D)	765.00	—
	Total(A+B+C+D)	99315.00	81950.00

Note:

1. **An additional fee under the name of Alumni Association Membership of Rs. 1000/- would be charged in the (8th) semester.**
2. Any revision in fee by the competent authority will be applicable.
3. Students are required to deposit the balance of fee through online mode (preferably net banking) vide MNIT ERP portal at the time of admission. However , in special circumstances fee may be deposited through debit card, draft etc. in the name of the **Registrar MNIT Jaipur** payable at **Jaipur**
4. Alumni Association Membership Fee would be transferred to the Alumni association account as collected.

MALAVIYA NATIONAL INSTITUTE OF TECHNOLOGY JAIPUR

Fee Structure for B. Arch. MEA (Welfare) students admitted in the session 2023-24

S.No.	Head of Fee	Odd Semester	Even Semesters
A. Registration Fee/Tuition Fee			
1	Registration Fee	1000.00	1000.00
2	Tuition Fee	62500.00	62500.00
	Total(A)	63500.00	63500.00
B.Institute Fee			
3	Development	2400.00	2400.00
4	Library & Book Bank	1750.00	1750.00
5	Computer,Internet and Digital Communication Fee	4000.00	4000.00
6	Sports	1000.00	1000.00
7	Tech Fest & Creative Arts Society	1800.00	1800.00
8	Students Welfare	1000.00	1000.00
9	Industrial Training ,Internship & Placement	2000.00	2000.00
10	Examination	1000.00	1000.00
11	Laboratory & Project Fees	2000.00	2000.00
12	Professional Development	3000.00	3000.00
13	Alumni Activity Fee	1500.00	1500.00
	Total(B)	21450.00	21450.00
C.One Time Payment at Admission			
14	Institute Caution Money (Refundable) (For All)	15000.00	—
15	Identity Card Charges	100.00	—
16	Final Degree Certificate Fee (one time) (Not Refundable)	1500.00	—
	Total(C)	16600.00	—
D.Group Insurance			
17	Insurance Fee (Annual)	765.00	—
	Total(D)	765.00	—
	Total(A+B+C+D)	102315.00	84950.00

Note:

1. **An additional fee under the name of Alumni Association Membership of Rs. 1000/- would be charged in(8th) semester.**
2. Any revision in fee by the competent authority will be applicable.
3. Students are required to deposit the balance of fee through online mode (preferably net banking) vide MNIT ERP portal at the time of admission. However , in special circumstances fee may be deposited through debit card, draft etc. in the name of the **Registrar MNIT Jaipur** payable at **Jaipur**.
4. Alumni Association Membership Fee would be transferred to the Alumni Association account as collected.

MALAVIYA NATIONAL INSTITUTE OF TECHNOLOGY JAIPUR

Fee Structure for B. Tech. DASA, MEA (Education) & ICCR students of NON-SAARC and SAARC Countries admitted in the session 2023-24

INSTITUTE FEE

S.No.	Head of Fee	Odd Semester		Even Semesters	
		DASA,MEA(Education) & ICCR	DASA CIWG	DASA,MEA(Education) & ICCR	DASA CIWG
A.Registration Fee/Tuition Fee					
1	Registration Fee	1000.00	1000.00	1000.00	1000.00
2	Tuition Fee (other than SAARC Country)	US \$ 8000	—	—	—
	Tuition Fee (SAARC Country)	US \$ 4000	—	—	—
	Tuition Fee(DASA CIWG)	—	62500.00	—	62500.00
	Total(A)	1000.00+US \$ 8000+ US \$ 4000	63500.00	1000.00	63500.00
B.Institute Fee					
3	Development	2400.00	2400.00	2400.00	2400.00
4	Library & Book Bank	1750.00	1750.00	1750.00	1750.00
5	Computer,Internet and Digital Communication Fee	4000.00	4000.00	4000.00	4000.00
6	Sports	1000.00	1000.00	1000.00	1000.00
7	Tech Fest & Creative Arts Society	1800.00	1800.00	1800.00	1800.00
8	Students Welfare	1000.00	1000.00	1000.00	1000.00
9	Industrial Training,Internship & Placement	2000.00	2000.00	2000.00	2000.00
10	Examination	1000.00	1000.00	1000.00	1000.00
11	Laboratory & Project Fees	2000.00	2000.00	2000.00	2000.00
12	Alumni Activity Fee	1500.00	1500.00	1500.00	1500.00
	Total(B)	18450.00	18450.00	18450.00	18450.00
C. One Time Paymentat Admission					
11	Institute Caution Money (Refundable) (For All)	15000.00	15000.00	—	—
13	Identity Card Charges	100.00	100.00	—	—
14	Final Degree Certificate Fee (Not Refundable)	1500.00	1500.00	—	—
Total(C)		16600.00	16600.00	—	—
D.Group Insurance					
15	Insurance Fee (Annual)	765.00	765.00	—	—
	Total(D)	765.00	765.00	—	—
	Total(A+B+C+D)	36815.00+US \$ 8000+US \$ 4000	99315.00	19450.00	81950.00

Note:

- 1.**An additional fee under the name of Alumni Association Membership of Rs. 1000/- would be charged in the (8th) semester.**
- 2.Any revision in fee by the competent authority will be applicable.
- 3.Students are required to deposit the balance of fee through online mode (preferably net banking) vide MNIT ERP portal at the time of admission. However , in special circumstances fee may be deposited through debit card, draft etc. in the name of the **Register MNIT Jaipur** payable at **Jaipur**.
- 4.Alumni Association Membership Fee would be transferred to the Alumni Association account as collected.

MALAVIYA NATIONAL INSTITUTE OF TECHNOLOGY JAIPUR

Fee Structure for B. Arch. DASA, MEA (Education) & ICCR students of NON-SAARC and SAARC Countries admitted in the session 2023-24

INSTITUTE FEE

S.No.	Head of Fee	Odd	Semesters	Even Semesters	
		DASA,MEA(Education) & ICCR		DASA,MEA(Education & ICCR	DASA CIWG
A. Registration Fee					
1	Admission Processing Fee	1000.00	1000.00	1000.00	1000.00
2	Tuition Fee (other than SAARC Country)	US \$ 8000		—	—
	Tuition Fee (SAARC Country)	US \$ 4000		—	—
	Tuition Fee(DASA CIWG)	—	62500.00	—	62500.00
	Total(A)	1000.00+US \$ 8000+ US \$ 4000	63500.00	1000.00	63500.00
B.Institute Fee					
3	Development	2400.00	2400.00	2400.00	2400.00
4	Library & Book Bank	1750.00	1750.00	1750.00	1750.00
5	Computer,Internet and Digital Communication Fee	4000.00	4000.00	4000.00	4000.00
6	Sports	1000.00	1000.00	1000.00	1000.00
7	Tech Fest & Creative Arts Society	1800.00	1800.00	1800.00	1800.00
8	Students Welfare	1000.00	1000.00	1000.00	1000.00
9	Industrial Training ,Internship & Placement	2000.00	2000.00	2000.00	2000.00
10	Examination	1000.00	1000.00	1000.00	1000.00
11	Professional Development	3000.00	3000.00	3000.00	3000.00
12	Laboratory & Project Fees	2000.00	2000.00	2000.00	2000.00
13	Alumni Activity Fee	1500.00	1500.00	1500.00	1500.00
	Total(B)	21450.00	21450.00	21450.00	21450.00
C.One Time Paymentat Admission					
14	Institute Caution Money (Refundable) (For All)	15000.00	15000.00	—	—
15	Identity Card Charges	100.00	100.00	—	—
15	Final Degree certificate fee (one time) (Not Refundable)	1500.00	1500.00	—	—
Total(C)		16600.00	16600.00	—	—
D.Group Insurance					
16	Insurance Fee (Annual)	765.00	765.00	—	—
	Total(D)	765.00	765.00	—	—
	Total(A+B+C+D)	38865.00+US \$ 8000+US \$ 4000	102315.00	22450.00	84950.00

Note:

- 1.An additional fee under the name of Alumni Association Membership of Rs. 1000/- would be charged in the (8th) semester.
- 2.Any revision in fee by the competent authority will be applicable.
- 3.Students are required to deposit the balance of the fee through online mode (preferably net banking) vide MNIT ERP portal at the time of admission. However, in special circumstances, fee may be deposited through debit card, draft, etc. in the name of the **Register MNIT Jaipur** payable at **Jaipur**
- 4.Alumni Association Membership Fee would be transferred to the Alumni Association account as collected.

MALAVIYA NATIONAL INSTITUTE OF TECHNOLOGY JAIPUR

Fee Structure for M.B.A (full time) students admitted in the session 2023-24

INSTITUTE FEE

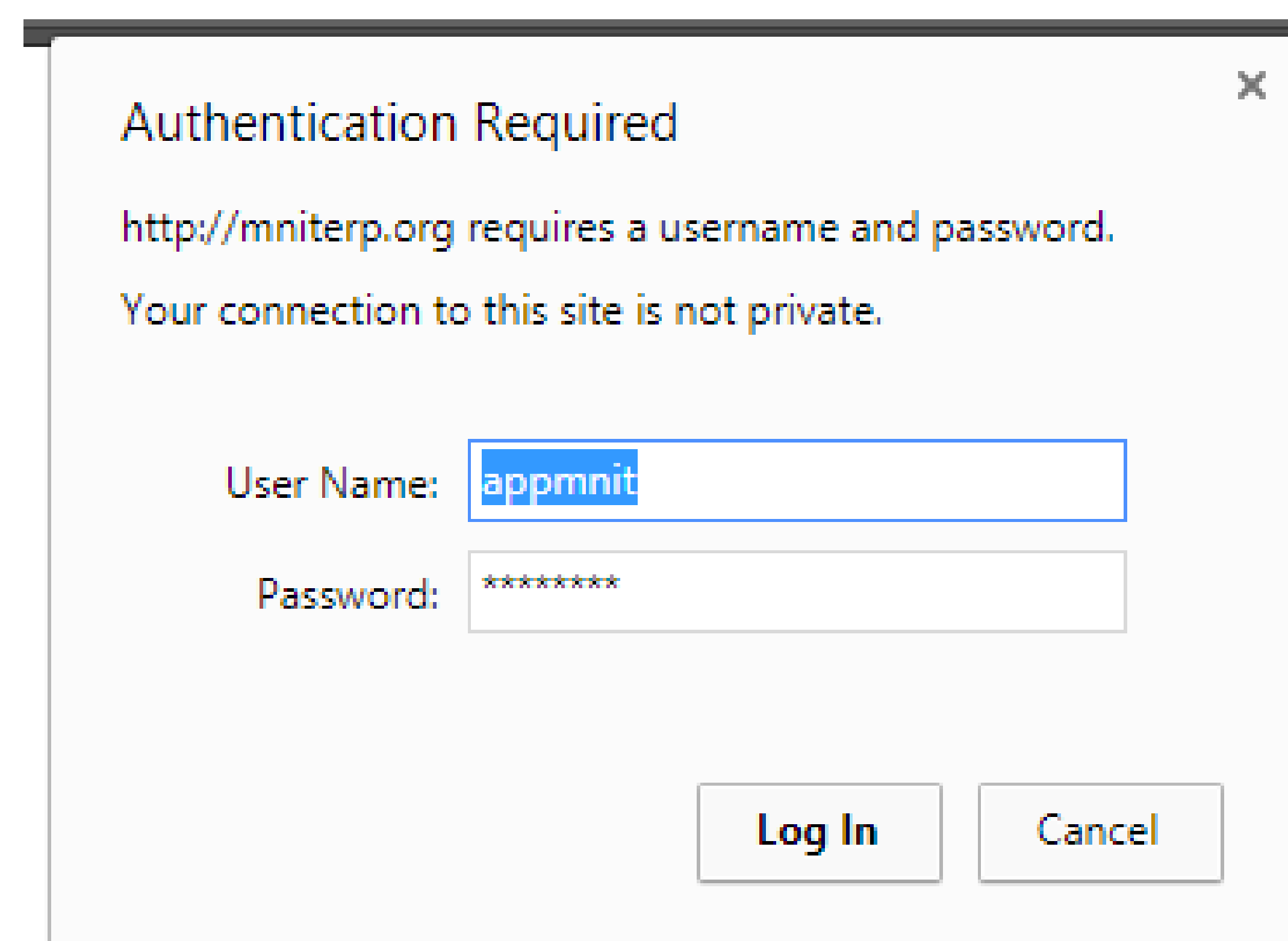
S.No.	Head of Fee	Odd Semesters		Even Semesters	
		GEN/OBC (in rupees)	SC/ST (in rupees)	GEN/OBC (in rupees)	SC/ST (in rupees)
A. Registration / Tuition Fees					
1	Registration Fee	1000.00	1000.00	1000.00	1000.00
2	Tuition Fee	50000.00	-----	50000.00	—
	Total(A)	51000.00		51000.00	
B.Institute Fee					
3	Development	2400.00	2400.00	2400.00	2400.00
4	Library & Book Bank	1750.00	1750.00	1750.00	1750.00
5	Computer,Internet and Digital Communication Fee	4000.00	4000.00	4000.00	4000.00
6	Sports	1000.00	1000.00	1000.00	1000.00
7	Tech Fest & Creative Arts Society	1800.00	1800.00	1800.00	1800.00
8	Students Welfare	1000.00	1000.00	1000.00	1000.00
9	Industrial Training ,Internship & Placement	2000.00	2000.00	2000.00	2000.00
10	Examination	1000.00	1000.00	1000.00	1000.00
11	Professional Development	7500.00	7500.00	7500.00	7500.00
12	Laboratory & Project Fees	2000.00	2000.00	2000.00	2000.00
13	Alumni Activity Fee	1500.00	1500.00	1500.00	1500.00
	Total(B)	25950.00	25950.00	25950.00	25950.00
C.One Time Paymentat Admission					
14	Institute Caution Money (Refundable) (For All)	15000.00	15000.00	—	—
15	Identity Card Charges	100.00	100.00	—	—
16	Final Degree certificate fee (one time) (Not Refundable)	1500.00	1500.00	—	—
Total(C)		16600.00	16600.00	—	—
D.Group Insurance					
17	Insurance Fee (Annual)	765.00	765.00	—	—
	Total(D)	765.00	765.00	—	—
	Total(A+B+C+D)	94315.00	44315.00	76950.00	26950.00

Note:

- 1.An additional fee under the name of Alumni Association Membership of Rs. 1000/- would be charged in the (4th) semester.
- 2.Any revision in fee by the competent authority will be applicable.
- 3.Students are required to deposit the balance of the fee through online mode (preferably net banking) vide MNIT ERP portal at the time of admission. However, in special circumstances, fee may be deposited through debit card, draft, etc. in the name of the **Register MNIT Jaipur** payable at **Jaipur**
- 4.Alumni Association Membership Fee would be transferred to the Alumni Association account as collected.

How to login into ERP?

1. Open the URL mniterp.org in your browser. You will see a login window shown as below:



Authentication Required

http://mniterp.org requires a username and password.
Your connection to this site is not private.

User Name:

Password:

2. System will ask LDAP security credentials. Details are given as:
 - a. ID : **appmnit**
 - b. Password : **pwd8985\$**

Note: above user name and password are common for all students/users to reach to the student login page

3. Select the type of user to access the login screen. (**Student login for students**)



Malaviya National Institute of Technology Jaipur
मालवीय राष्ट्रीय प्रौद्योगिकी संस्थान जयपुर



4. Login into ERP using login credentials. (Check your registered email for login details)



Malaviya National Institute of Technology Jaipur
मालवीय राष्ट्रीय प्रौद्योगिकी संस्थान जयपुर

Welcome to Students of MNIT



Please Login

User ID

Password

Fin Year: **2023-24**

Enter Security No in the box below
595940

[Forgot / Reset Password](#)

Please do not share your password
You will be responsible for all activities.

5. MNIT ERP system will ask you to enter an OTP, sent to you on your registered email. Enter the OTP and click on " **VERIFY OTP**" button to login.



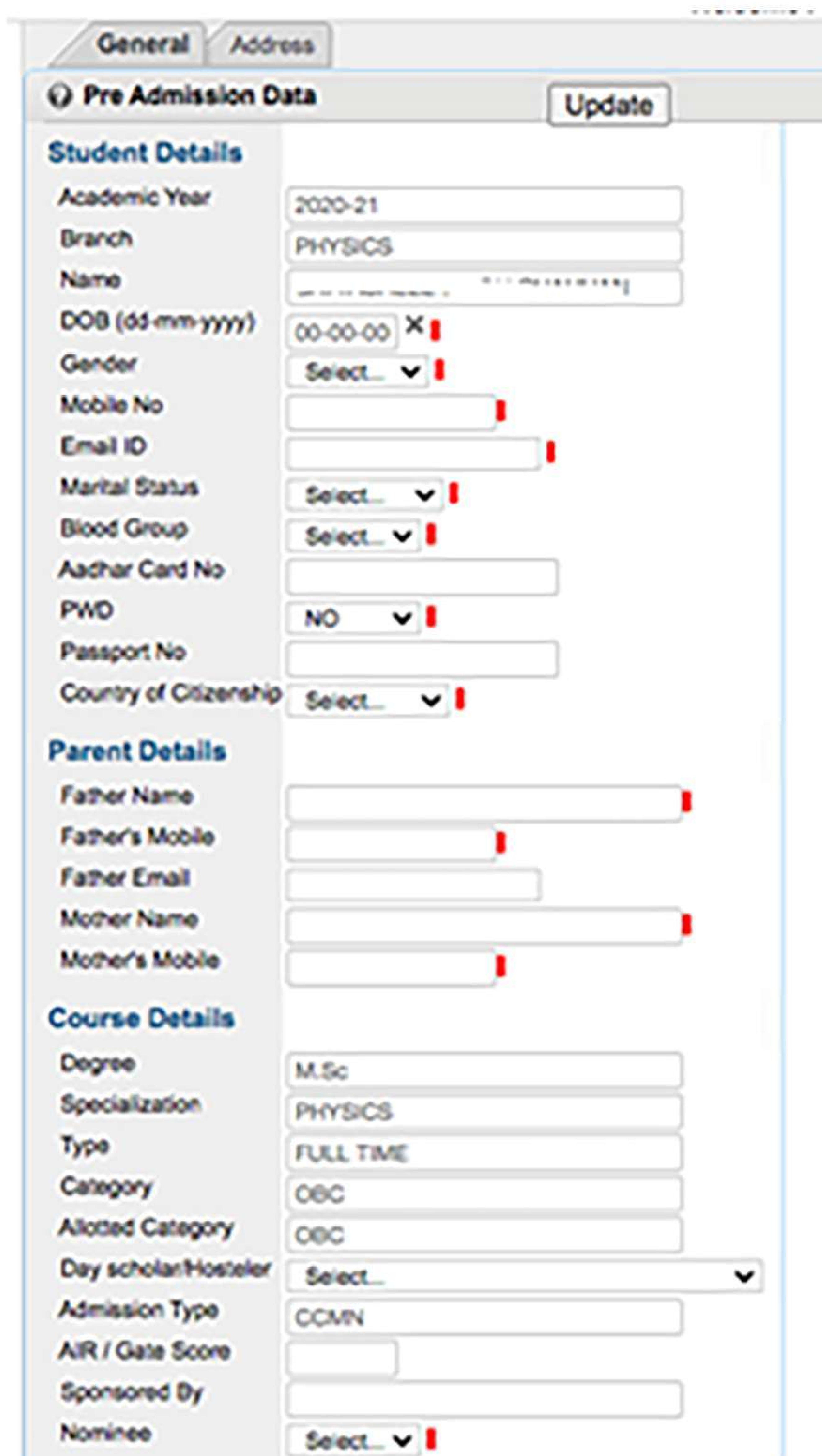
Malaviya National Institute of Technology Jaipur
मालवीय राष्ट्रीय प्रौद्योगिकी संस्थान जयपुर

Enter OTP (We Have sent the OTP to your registered email)

How to submit admission form?

1. Login into your ERP account. [Follow the instruction given in **Annexure-I**]
2. After login, click 'My Profile' to open the admission form. Admission form contains two sections/tabs :

1. General Section (Tab)
2. Address Section (Tab)



General Address

Pre Admission Data

Student Details

Academic Year: 2020-21

Branch: PHYSICS

Name:

DOB (dd-mm-yyyy): 00-00-00

Gender: Select...

Mobile No:

Email ID:

Marital Status: Select...

Blood Group: Select...

Aadhar Card No:

PWD: NO

Passport No:

Country of Citizenship: Select...

Parent Details

Father Name:

Father's Mobile:

Father Email:

Mother Name:

Mother's Mobile:

Course Details

Degree: M.Sc

Specialization: PHYSICS

Type: FULL TIME

Category: OBC

Allotted Category: OBC

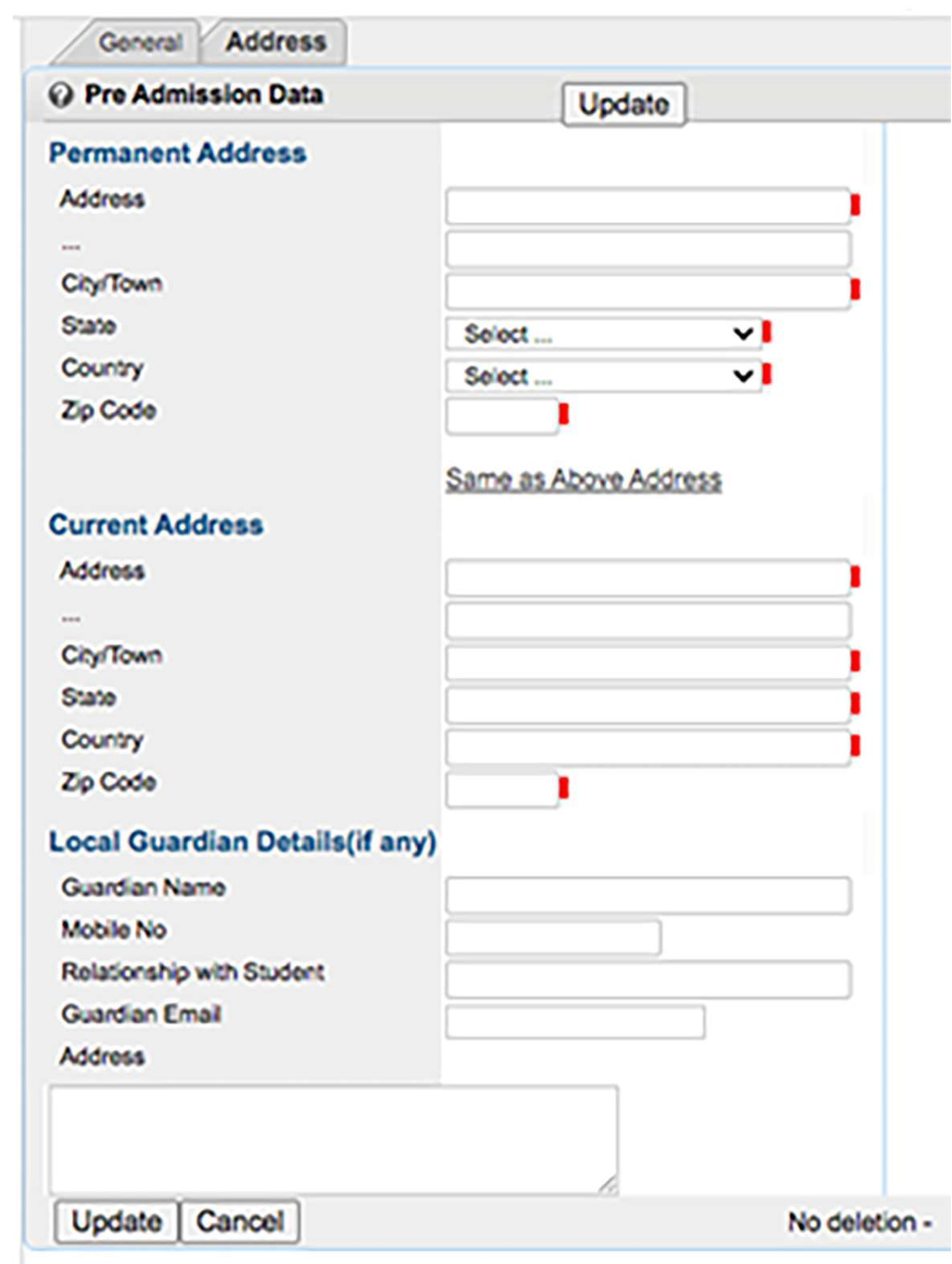
Day scholar/Hosteler: Select...

Admission Type: CCMN

AIR / Gate Score:

Sponsored By:

Nominee: Select...



General Address

Pre Admission Data

Permanent Address

Address:

City/Town:

State: Select...

Country: Select...

Zip Code:

Same as Above Address

Current Address

Address:

City/Town:

State:

Country:

Zip Code:

Local Guardian Details(if any)

Guardian Name:

Mobile No:

Relationship with Student:

Guardian Email:

Address:

No deletion -

3. After filling all the fields click on the 'Update' button to submit the admission form.

Note: Don't submit admission form before filling fields. You will not be able to edit the form once submitted. In case of any missing details you may update it through Update Profile form.

4. System will allow you to take print of your admission form.

How to update student profile?

1. Login into your ERP account.
2. Open student profile edit form by clicking on Profile -> Update



3. Fill the student profile details

- a. Update your personal details
- b. Fill your permanent and current address
- c. Family details and contacts
- d. Scholarship bank account details (only for PG/PhD students).
[Note: bank account of only ICICI Bank is to be updated here. You may update this field later on also]
- e. Upload passport size photograph (jpg) by clicking on choose file.
[Note: File size should be less than 100 KB.]

General Misc

Student Profile(PG)

Student ID: 2021RCP9001

Name: HARI GYAN

Hindi Name:

Email: 2021RCP9001@mnit.ac.in

Email1:

Mobile:

Marital Status:

Blood Group:

AIR / Gate Score:

Permanent Address

Address:

City:

State:

Country:

Zip Code:

Current Address

Address:

City:

State:

Country:

Zip Code:

Family Details

Father Name:

Fathers Email:

Fathers Mobile:

Mother Name:

Mothers Mobile:

Guardians Name:

Scholarship A/c Details

Bank A/c No:

Bank Name:

Personal A/c Details

Bank A/c No:

Personal A/C Number (A/C Holder Should be Student.):

Personal Bank Name:

IFSC Code:

Aadhaar No:

Digilocker ID:

Country of Citizenship:

Passport Details

Passport No:

Valid From:

Valid To:

Visa Details

Visa No:

Valid From:

Valid To:

Upload image: No file chosen

File: harigyan.jpg, Max limit 100 KB

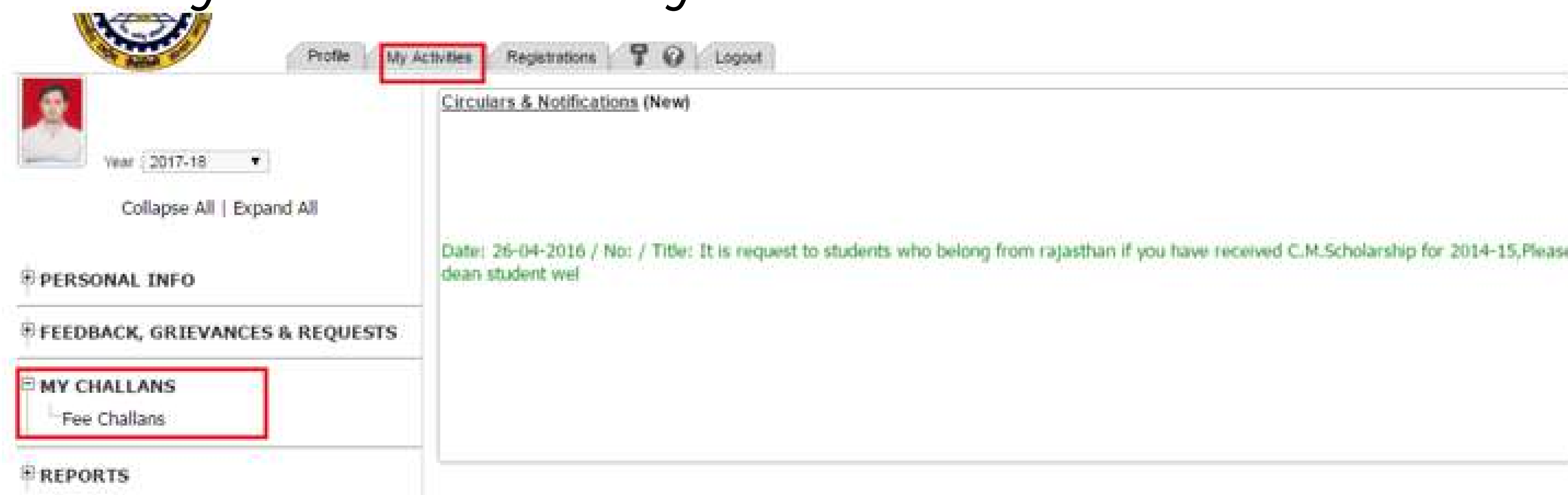
4. Click on the "Update" button to save your details.

Print Admission Form

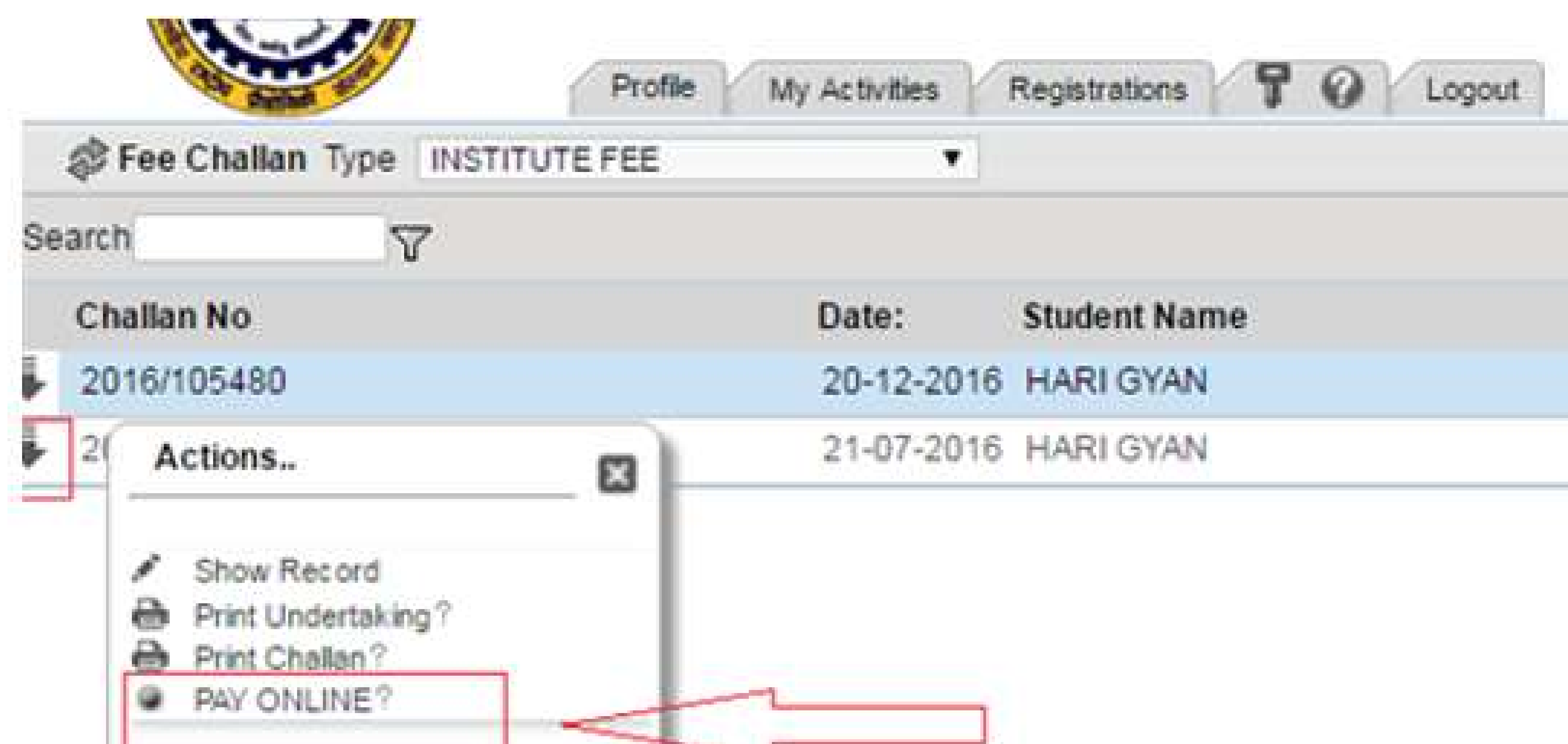
After updating your profile you will be able to print the admission form of the institute from my activities in student login.

How to pay fee through ONLINE PAYMENT MODE?

1. Login into your ERP account.
2. Go to My Activities > My challans



3. Select your fee challan of first semester and click on action. ('Down arrow in left of challan')
4. Select '**Pay Online**' option to initiate online payment.



5. Select the payment gateway [ICICI EazyPay Gateway] link and continue to complete the fee payment.
6. Follow the instructions on the screen and complete your fee payment using any of the available payment modes:
 - a. Debit card
 - b. Net banking

Note: Credit Card option is disabled in our payment gateway. Hence you will not be able to make the fee payment through credit card.

7. After fee payment gateway will redirect you to the institute website, where it may ask you to enter LDAP login details again. LDAP login details are given as below, which are common for all.
 - a. User Name : appmnit
 - b. Password : pwd8985\$]

How to confirm payment Status?

1. After fee payment, Gateway will redirect you to MNIT ERP. Payment is successful if it shows a success message with the transaction ID.
2. To confirm it on the ERP, you can check the transaction ID in the transaction ID column of the challan record/list.

What to do if payment fails?

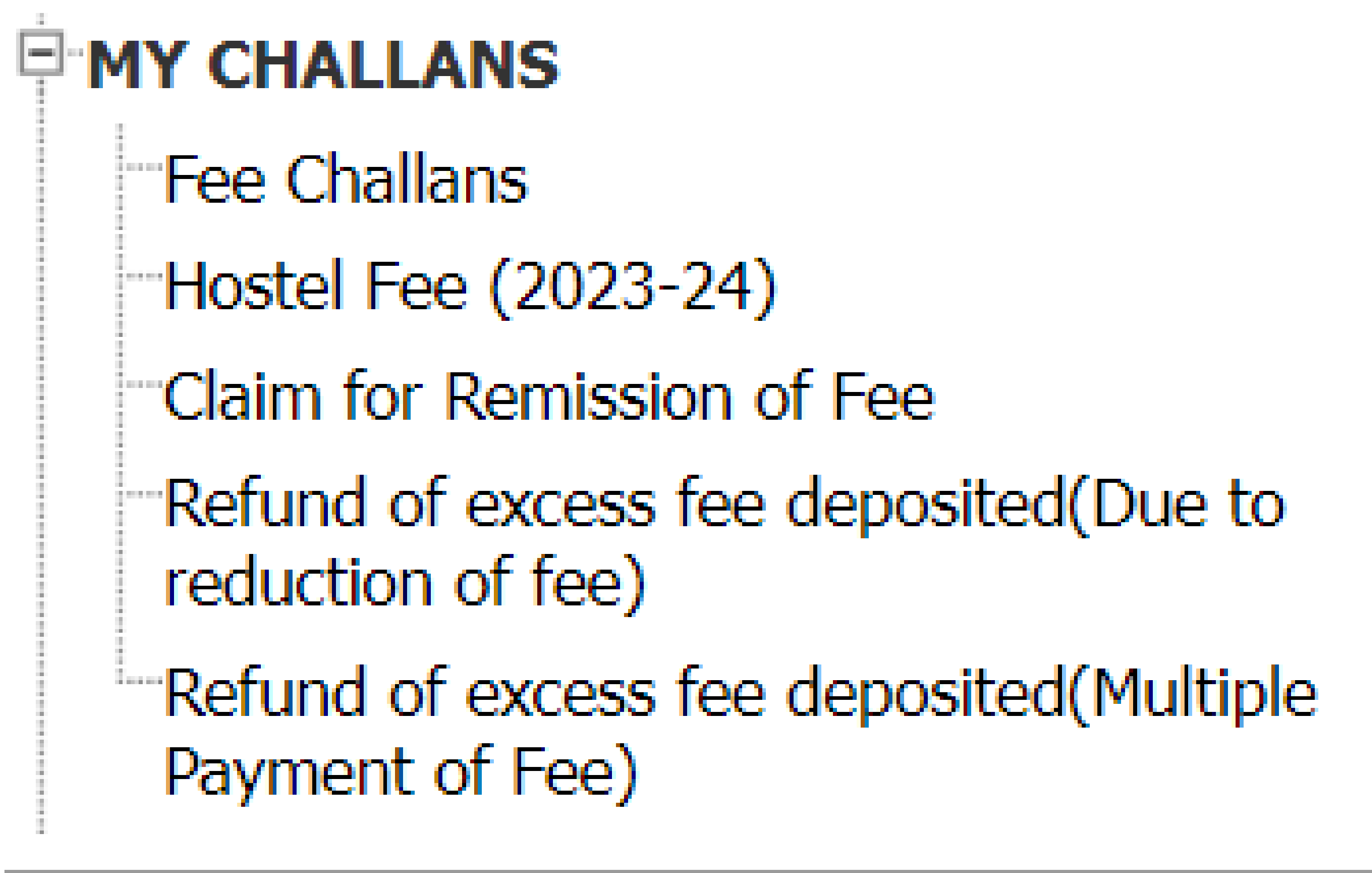
3. If transaction ID not updated on ERP and amount debited from your bank account, you can do one of the following:
 - a) **Use Verify EazyPay Transaction Option on MNITERP:**
 - I. Login into your ERP account again.
 - II. Go to My Activities -> Personal -> My Challans -> Fee Challans
 - III. Click on challan action menu (Down Arrow in left side of the fee challan)
 - IV. Click on the link/button “Verify EazyPay Transaction”

[Note: This process will check the payment status on the payment gateway. In case of successful transaction, shall update the transaction details on the MNITERP.]

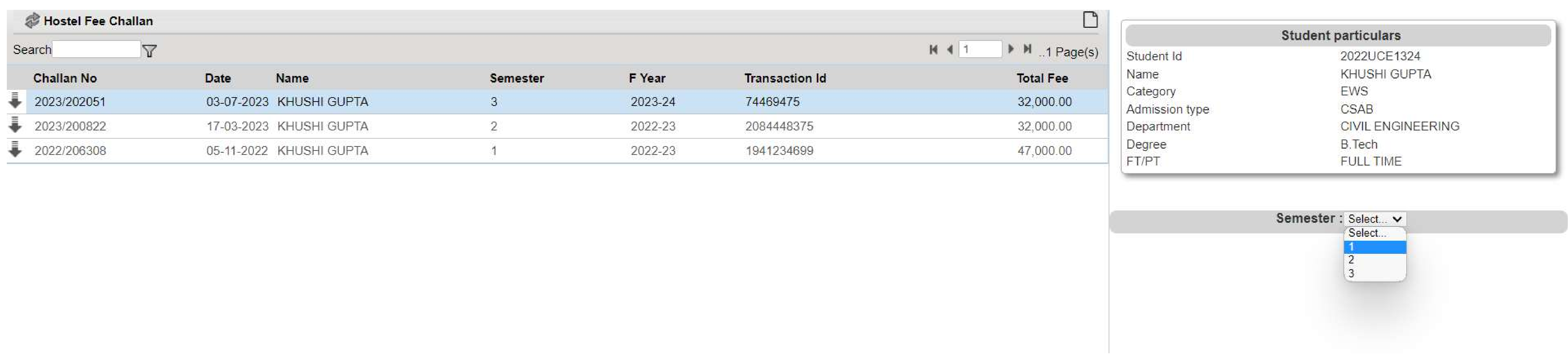
- b) **Contact Your Bank Customer Support:** If above option “**Verify EazyPay Transaction**” doesn’t update your transaction details on ERP, you may please contact to your bank customer support. Sometimes it may take 24 to 48 hours to update the transaction details on payment gateways. You may retry the verify transaction option again after sometime or write an email to erp.acad@mnit.ac.in by mentioning your student ID

How to Pay Hostel Fee

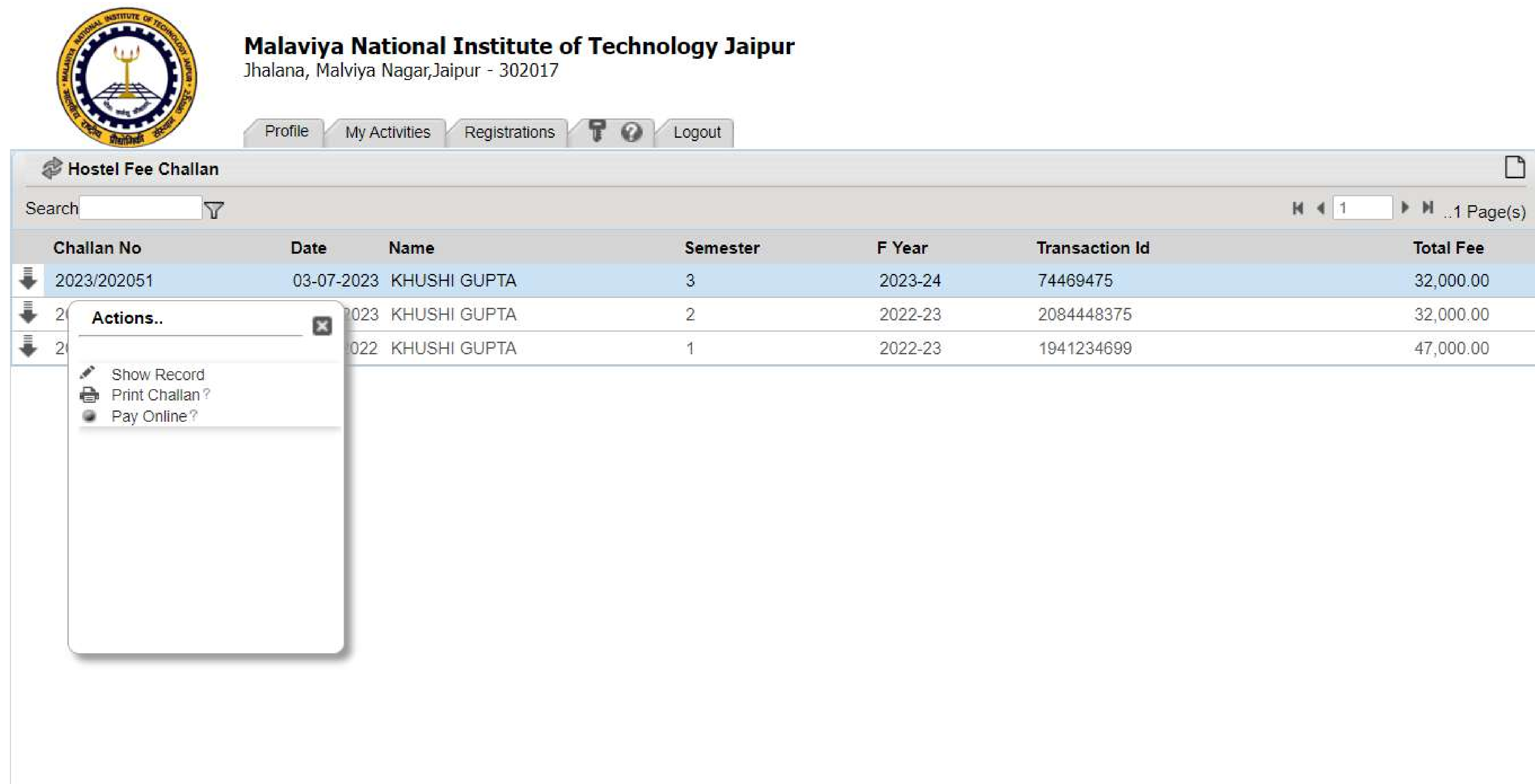
- 1.Open the URL www.mniterp.org in your browser
- 2. Student Login > My Activities > My Challans >Hostel Fee



- 3. Click on Hostel Fee and create a new challan as follows.



- 4. To pay online, click on pay online under Actions as follows

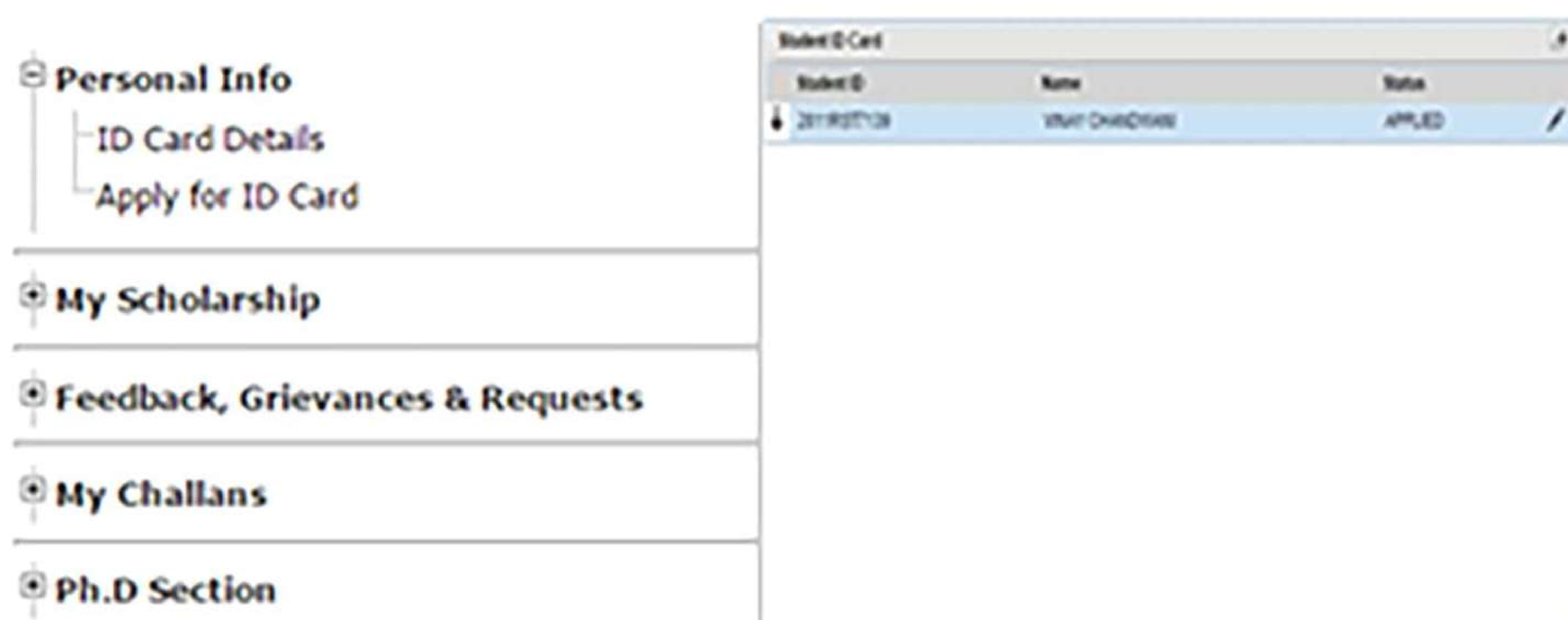


- 5. How to confirm payment status?
After fee payment, Gateway will redirect you t o MNIT ERP. Payment is successful if it shows a success message with the transaction ID.
To confirm it on the erp, you can check the transaction ID in the 'Transaction ID' column of the challan record.

How to apply for an ID Card?

1. Follow the following flow chart to apply for an ID Card on ERP:

Student Login >> My Activities >> Personal Info >> Apply for ID Card



Click the plus button (If ERP profile not update it show this message "Please update your profile" so here require to update ERP profile with all detail).

If the message is not showing click the save button which given in lower side of ID-Card window. After this status of your ID-card will show "APPLIED" in window.

2. The following fields are to be filled by students on ERP for Identity cards other than default details:

- Passport size photograph (in jpeg format)
- Father's Email Address.
- Father's Contact No.
- Mother's Contact Mo.
- Student Blood Group
- Permanent Address with pin code/zip code
- Whether PWD: YES/NO
- City/District of Permanent Residence (as per certificate issued by Revenues Authorities)

NOTE: If above details are not updated, go to 'My Profile' section/tab and update again.

3. The students can collect ID cards on the day of physical reporting in the Institute.

List of original documents along with one set of photocopies to be brought for document verification. The documents (both originals and photocopies) shall be arranged in the order given below:

Students admitted through JoSAA:

1. Provisional Seat Allotment Letter.
2. DVC issued by Reporting Centre
3. Copy of Admit Card of JEE (Main) 2023
4. Score Card of JEE (Main) 2023 issued by NTA/CBSE/JEE (Main) (downloaded score card is acceptable)
5. Class X marks sheet as proof of date of birth and name of candidate.
6. Class XII (High School) Board Certificate and Marks sheet of qualifying examination as proof of State code of Eligibility.
 - (a) If the candidate has passed the qualifying examination from outside India then a passport is required for determining the 'State code of eligibility.
 - (b) For Indian nationals passing the Class XII (or equivalent) examination from Nepal/Bhutan, the state code of eligibility will be determined on the basis of permanent address in India as given in the passport of the candidate.
 - (c) Proof of place of examination center of the final examination from the National Open School for candidates having a Senior Secondary Certificate; this is required for determining the 'State code of eligibility'.
7. Original Character Certificate.
8. Transfer Certificate and Migration Certificate to be submitted **in original**.
9. Medical Report in the format given on the JoSAA website.
10. Category (SC/ST) certificate, in the format issued by Central Govt. or given on the JoSAA website (issued by competent authority).
Certificate of the category of OBC-NCL (Central list)/EWS, if applicable, is to be issued by the competent authority in the prescribed format given on the JoSAA website and should clearly mention that the candidate belongs to Non-Creamy Layer. It must be issued on or after 1/04/2023.
11. Certificate for Personals with Disabilities [PwD], if applicable. The certificate should be issued by the Competent Medical Authority as per JoSAA guidelines/format.
12. Aadhaar Card as Photo ID proof. In case of Aadhaar Card is not available Photo ID proof issued by Central Government /State Government /last attended School/12th Admit Card.
13. One passport-size photograph identical to the one pasted on the JEE (Main)-2023 application form.
14. Income Certificate (Annual Family Income from all sources for the financial year 2022-23) duly issued from the prescribed competent Revenue Officer not below the rank of Tehsildar (**if remission is claimed**). It must be issued on or after 1st April 2023. (**if not submitted earlier**)
15. GAP Certificate, if applicable.

List of original documents along with one set of photo copy to be brought for document verification. The documents (both originals and photocopies) shall be arranged in order as given below:

Students admitted through DASA/MEA:

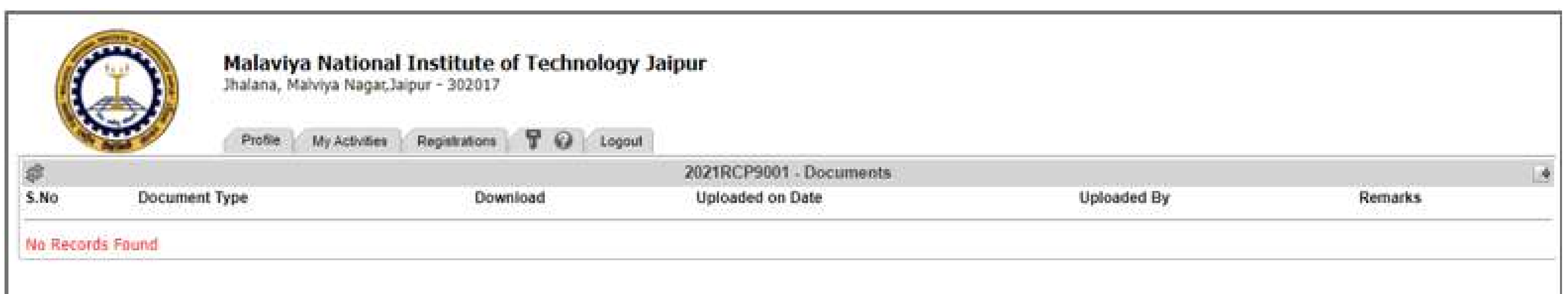
1. Provisional admission letter and DVC issued by DASA.
2. Applicant's Passport, VISA, Citizenship Card, PIO Card, OCI Card [Nationals of Nepal who do not have a passport, copy of Authenticated Citizenship Card has to be submitted).
3. Proof for date of birth (Secondary Education Board / University Certificate [Class X or equivalent] or any certificate issued by the Government authorities).
4. Mark Sheet of 10th, 11th and 12th (or) Equivalent examinations). Prescribed admission criteria for Indian Nationals (NRIs including CWC) shall be at least two years of education, inclusive of 11th & 12th or equivalent (not beyond), in a foreign country and must pass the qualifying examination from abroad.
5. School certificate issued by competent authorities of the passing out school/college (11th and 12th Standard) or equivalent from any system of education as recognized by the Association of Indian University (www.aiuweb.org), Appendix-I and III {if applicable}.
6. Proof of fee payment.
7. Transfer Certificate and Character/Conduct Certificate/ Leaving Certificate from School/College last studied.
8. Migration Certificate from the board.
9. JEE Main final score card showing rank/SAT Score Card.
10. One latest photograph.
11. Medical Certificate from Govt. Hospital in India (especially in respect of AIDS TEST from competent authority).
12. Student Visa (applicable for foreign nationals).
13. Proof of education in foreign country in case of PIO/OCT/NRI (School leaving certificate/Marksheets/Study Certificate as in appendix III).
14. For CIWG category- Passport of parent working in gulf, Visa of parent working in gulf as per Appendix-II, copy of parent's work permit (if any), Letter from company of parent working in gulf.

How to upload documents on ERP

1. Login into your ERP account [Instructions given in annexure I].
2. Go to My Activities > Personal Info



3. Click on the Document Upload to open the list of documents.



4. Click on '+' Add button [top right corner of list] to open the document upload form.

The screenshot shows a web form titled 'Document Upload PG' under a 'General' tab. The form includes the following elements:

- Subject:** A text box containing 'DOCUMENTS'.
- Document Type:** A dropdown menu with a checkmark icon. The list of options is:
 - ☐ Admit Card of JEE(Main)
 - ☐ Score Card Of JEE(Main)
 - ☐ Photo ID proof as per Govt India
 - ☐ Hindi/English Version of Original Certificates
 - ☐ Others
- Remarks:** A large text area for entering comments.
- Date:** A text box showing '01-02-2022' with a clear 'X' button.
- File:** A section with a 'Choose File' button and the text 'No file chosen'.
- File size limit:** A label indicating 'Max limit 2000 KB'.
- Buttons:** 'Save' and 'Cancel' buttons at the bottom.

- Select the type document name of the document you are uploading from the list.
- Enter the remarks about the document, if any.
- Select the document file in PDF format only. [size limit 200 kb.]
- Click on the 'Save' button to upload the file.

5. Repeat the process to upload all the documents as per the checklist.

Address & Contact Details

Official Address: Malaviya National Institute of Technology Jaipur, Jawahar Lal Nehru Marg, Jaipur - 302017 (Rajasthan)

Kindly contact during office hours from 9:30 AM - 6:00 PM (Monday-Friday)

S.No	Name	Work/Area	Official Email ID	Contact No.
For General Queries on Academic Matters:				
1	Shri. Birbal Singh	Assistant Registrar	dr.acad@mnit.ac.in	0141-2715037 9549654859
2	Mr. Ravi Kumar Sharma	Sr. Superintendent	ravi.sharma@mnit.ac.in	0141-2715034 9549658106
For ERP Related Queries:				
3	Mr. Hari Gyan	ERP(Academic Module)	erp.acad@mnit.ac.in	0141-2715046 9549650136
For UG Admission Related Queries:				
4	Mr. Anil Vanjani	Superintendent	ugtwo.acad@mnit.ac.in ugone.acad@mnit.ac.in	0141-2715037 9549654865
For Fee Related Queries:				
5	Mr. Rohan Mathur	Sr. Superintendent	accounts.acad@mnit.ac.in	0141-2715035 9549650448
For Hostel Related Queries:				
1	Assistant Registrar (Hostels)	Hostel Management	hosteloffice@mnit.ac.in	9549891444
2	Hostel Office Staff	Hostel Room Allotment	hosteloffice@mnit.ac.in	9549659195, 9782966278

S.No	Bank	Contact Information
1	State Bank of India MNIT Campus JLN Marg, Jaipur-302017	9636961859 0141-2529111 sbi.1591@sbi.co.in
2	ICICI Bank MNIT Campus JLN Marg, Malviya Nagar, Jaipur-302017	8696924225 manoj.mantri@icicibank.com

Academics Office			
S.No.	Name	Designation	Mobile No.
1	Prof. Jyotirmay Mathur	Dean Academic	9549654241
2	Dr. Sumit Khandelwal	Associate Dean(UG)	9549654197
3	Dr. Anup Malik	First Year Class Coordinator	9549650950
Student Welfare Office			
1	Prof. Mahesh Kumar Jat	Dean Student Welfare	9549654186
2	Dr. Harlal Singh Mali	Associate Dean (Students)	9549654561
3	Dr. Sushant Upadhayay	Associate Dean (Mess)	9549654173
4	Dr. Dinesh Kumar	Associate Dean (Sports),(Discipline & Wellness)	9549654562
5	Dr. Prerna Jain	Associate Dean (Cultural)	9549659081
Warden Boys Hostel			
1	Dr. Bharat Choudhary	H-01 (Parijat)	9718001567
2	Dr. Anirban Dutta	H-01 (Parijat)	9549650696
3	Dr. Surajit Ghosh	H- 02 (Chaitanya)	7602339557
4	Dr. Lovjeet Singh	H-03 (Satpura)	9549652527
5	Dr. Naresh K. Raghuwanshi	H-04 (Lohit)	9993723778
6	Dr.Manoj Kumar Diwakar	H-05 (Brihaspati)	9549656031
7	Dr.Kushal Sharma	H-06(kabir)	9549650346
8	Dr.Deepak Ranjan Nayak	H-07(Drona)	7978706397
9	Dr. Rajendra Mitharwal	H-07(Drona)	8239633089
10	Dr.Ashwani Kumar	H-08(Varun)	9549658116
11	Dr. Nikhil Sharma	H-08(Varun)	9455504117
12	Dr.Virendra Kumar Saharan	H-09(Aurobindo)	9549654175
13	Dr. Satyendra Singh Chouhan	H-09(Aurobindo)	9549650273
14	Dr. Anoop Iranna Shirkol	H-09(Aurobindo)	9549658329
15	Dr. Rajnish Dhiman	H-09(Aurobindo)	9549650378
16	Dr.Anup Malik	H-14 (Vinodini)	9549650950
17	Dr. Akhilesh Mathur	H-14 (Vinodini)	9997111284
18	Dr. Rohidas Gangaram Bhoi	H-14 (Vinodini)	9549654048
19	Dr. Shridev Devji	H-14(Vinodini)	9916866339
Warden Girls Hostel			
20	Dr. Meena Nemiwal	H-11, H-12 & Acharya Bhawan	9549650328
21	Dr. Bhavna Shrivastava	(H-11, H-12 & Acharya Bhawan	9549650478
22	Dr. Ravita Lamba	H-11, H-12 & Acharya Bhawan	9205565771
23	Dr. Geetanjali Chattopadhyay	H-11, H-12 & Acharya Bhawan	7667164229

HOW TO REACH

The Institute is located in **Malaviya Nagar on Jawahar Lal Nehru Marg, Jaipur.** Jaipur is situated in Northern India at a distance of around 260 km south of Delhi.

By Road :

From National Highway 8: Which connects Jaipur to Delhi, Ajmer, Udaipur, Ahmedabad, Vadodara, and Mumbai one can reach to Sindhi Camp Bus stand.

From Sindhi camp which is 10 kms away from the MNIT campus, one can take bus no. 7 and 17. One can also get prepaid taxis too for the MNIT campus

From National Highway 11: Which connects Agra-Jaipur-Bikaner one can reach to Sindhi Camp Bus stand. From Sindhi camp which is 10 kms away from MNIT campus, one can take bus no. 7 and 17. One can also get prepaid taxis too for the MNIT campus

From National Highway 12: Which connects Jabalpur-Bhopal-Khilchipur-Aklara-Jhalawar-Kota-Bundi-Devli-Tonk-Jaipur. One can reach to Sindhi Camp Bus stand. From Sindhi camp which is 10 kms away from the MNIT campus, one can take bus no. 7 and 17. Prepaid taxis are also available from the bus stand to the MNIT campus.

By Train :

Indian railways connect Jaipur to almost all major cities of the country. There are three stops close to MNIT: one in Durgapura, about 3 kms from MNIT, from where one can hire a taxi to reach MNIT, another at Gandhinagar railway station, 1 km away from MNIT, one can hire a taxi or take a bus no. 7 and 17 to reach MNIT. The main railway station is about 13 kms from MNIT, one can take a taxi or bus no 7 to reach MNIT.

By Air :

MNIT is roughly five kilometres from Sanganer airport, from there one can either hire a taxi to reach MNIT or take bus no 13 to reach Tonk Phatak and then Bus no. 7 or 17 to reach MNIT.

Accommodation for Stay: There are many hostels near the Institute in nearby areas such as Malviya Nagar, Gandhi Nagar, Barkat Nagar, and Raja Park where comfortable stay arrangements can be made.

Some nearby hotels are:

1. Red Fox Hotel, Jaipur

Jawahar Lal Nehru Marg, Opp. MNIT College, Bajaj Nagar, Jaipur, Rajasthan 302017.0141 412 0101

<https://www.google.com/travel/hotels/s/kLnB2mDWrSfPfPxS6>

2. Hotel Rang Mahal, Jaipur

Plot No,C39, Hari Marg, opposite Kardhani Shopping Centre, Block C, Malviya Nagar, Jaipur, Rajasthan 302017-0124 620 1526

<https://www.google.com/travel/hotels/s/NamUxuG1ttEqy9wV8>

3. Hotel Yulia- Le Amour Inn

S 33 34, Tonk Rd, Flyover, Mahaveer Nagar, Gopal Pura Mode, Jaipur, Rajasthan 302018-0141 272 4414.

<https://www.google.com/travel/hotels/s/dJcz2bxiiqJvRvBJB7>

4. Hotel Royal Empire

83, Girdhar Marg, Jawahar Lal Nehru Marg, near Fortis, Jaipur, Rajasthan 302017

<https://g.page/HotelRoyalEmpire?share>

5. Hotel De Nada-A Luxury Stay

9/C, Girdhar Marg, near Fortis Hospital, Siddharth Nagar, Sector 9, Malviya Nagar, Jaipur, Rajasthan 302017

<https://g.page/hotel-de-nada-a-luxury-stay?share>

Campus Routes and Map

The Institute is in Malviya Nagar on the Jawahar Lal Nehru Marg ,Jaipur .Jaipur is situated in Northern India at a distance of around 260km sout of Delhi.

