

MALAVIYA NATIONAL INSTITUTE OF TECHNOLOGY, JAIPUR
Academic Section
Instructions for newly admitted Ph.D. Students
Odd Semester 2023-24

Dated:- 08-06-2023

All newly admitted Ph.D. students will have to make fee payment and report as per the schedule given below.

MNIT ERP ID Generation	Fee Payment (Online on MNIT ERP)	Physical Reporting and document verification	Course Registration in ERP
15 th June 2023	16 th June 2023 to 30 th June 2023	Will be informed after fee payment	Will be informed after fee payment

You will get a system generated email containing student ID along with MNIT ERP credentials & manual from the institute as per the dates given in above table.

To complete the registration process, follow the steps given below:

- After getting STUDENT-ID (**2023Rxx90xx**) from the Institute
 - Upload documents on ERP (PDF file) mentioned in **Annexure-2**.
 - Hard copy of required documents (self attested) as per **Annexure-2** along with the Undertaking (format is given in **Annexure-1**) is to be submitted in the Academic Section at the time of physical reporting in the Institute.
- Institute Fee Submission:** Using the given credentials, access the MNIT ERP to pay your fee through the online payment mode. To pay the fee online follow the steps given “**How to pay fee online through ERP?**” in **Annexure-3**

Fee Structure: https://www.mnit.ac.in/academics/fee_structure

Note: For making payment through debit card it should be ensured that sufficient transaction limit is available in card. Students are advised to activate/enable Net Banking facility as payment charges are lesser in Net Banking as compared to Debit Card.

Payment Verification Link: A fee payment verification link has been activated to avoid double payment. In case amount is deducted from the bank account of a student however the transaction ID is not updated on ERP, *the students before making the payment again are advised to confirm the payment status using Payment Verification Link (Available in actions of fee challan).*

For queries write an email to:

phd.acad@mnit.ac.in : **Ph.D. admission related queries.**
erp.acad@mnit.ac.in : ERP related technical queries (fee payment issue, course registration etc..)
Telephone Number for help: **PhD: 0141-2715038**

ACADEMIC SECTION

**Malaviya National Institute of Technology Jaipur
Academic Section**

Undertaking

I s/o d/o c/o undertake that I will submit my following pending documents latest by 15/09/2023. I understand that if I fail to submit the same by due date, my admission would be cancelled and no fee would be refunded to me. List of pending documents:

1.
2.
3.
4.
5.
6.
7.
8.

Following are my admission details:

Name :

Student ID :

Department

Signature of student

Place :

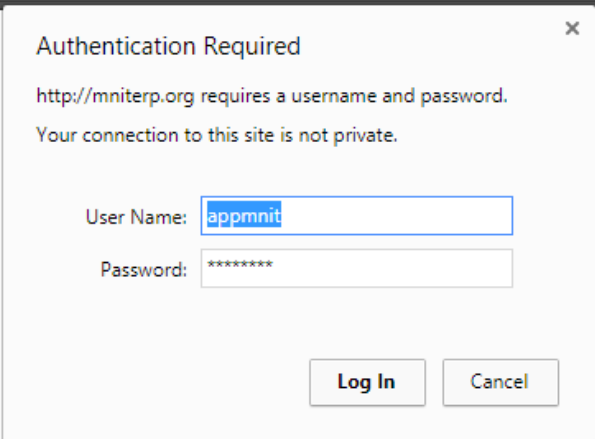
Date :

- 1) **File 1:-** Containing recent passport size photograph in JPEG format (size 30KB).
- 2) **File 2:-** Containing following documents (**in one PDF file & size must be less than 2000 KB**) in the order indicating below:-
 1. Photo ID proof (Aadhar Card/Voter ID/DL etc.)
 2. Aadhar Card compulsory
 3. Class X (High School) Board Certificate as proof of date of birth
 4. Mark sheet of Class XII
 5. Graduation Mark sheets and Degree Certificate
 6. Post Graduation Mark sheets and Degree Certificate/Provisional.
 7. NET/GATE Certificate
 8. Migration Certificate issued from last institution (**to be submitted in original**)
 9. Character Certificate (from the Director/Dean of Students Affairs of the Institute from where the candidate has graduated (For Full-time/Part Time candidates), issued from last institution (**to be submitted in original**).
 10. **Certificate of category (OBC / SC / ST), (Central Govt. Format) if applicable, issued by the competent authority. (OBC certificate must be issued after March 31st 2023).**
 11. EWS Certificate as per central government format for the year 2022-23 (issued after 31st March 2023).
 12. Undertaking by the candidate regarding OBC status in required format. (**Annexure VIII**)*
 13. Certificate for Persons with Disabilities (PWD), if applicable
 14. NOC from the employer for **Part Time candidates. (Annexure V)***
 15. NOC from the employer for **Off Campus candidates. (Annexure VI)***
 16. Service Experience Certificate for Sponsored Full Time and Part time candidate.
 17. Character Certificate from the employer on the official stationary and rubber stamp of the Organization / institution (For full-time /part-time candidates only).
 18. Character Certificate from two persons of repute where the candidate has been residing for the last two years (For part-time course applicants only).
 19. Medical Certificate (Annexure 4) (**to be submitted in original**).
 20. **The Institute fee will be paid by online mode only. Candidates are advised to ensure that they have net banking enabled in their bank account or should have debit card (with sufficient limit) to pay fee online.**
 21. Link of Institute fee structure- https://www.mnit.ac.in/academics/fee_structure

***As per the Performa in Ph.D. Admission Brochure Odd Semester 2023-24.**

How to login into ERP?

1. **Open the URL mniterp.org in your browser.**




Authentication Required

http://mniterp.org requires a username and password.
Your connection to this site is not private.

User Name:

Password:

2. **System will ask LDAP security credentials. Details are given as:**
 - a. **ID : apmmit**
 - b. **Password : pwd8985\$**
3. **Select the type of user to access login screen. (Student)**



Faculty / Staff Login

Student Login

4. **Login into ERP by using login credentials. (Check your registered email for login details)**

Welcome to Students of MNIT



Please Login

User ID

Password

Fin Year: **2017-18**

Enter Security No in the box below

7483

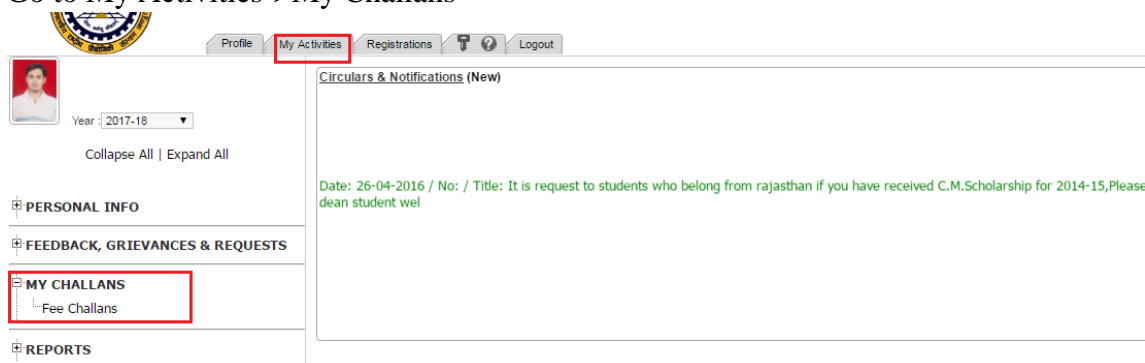


[Forgot / Reset Password](#)

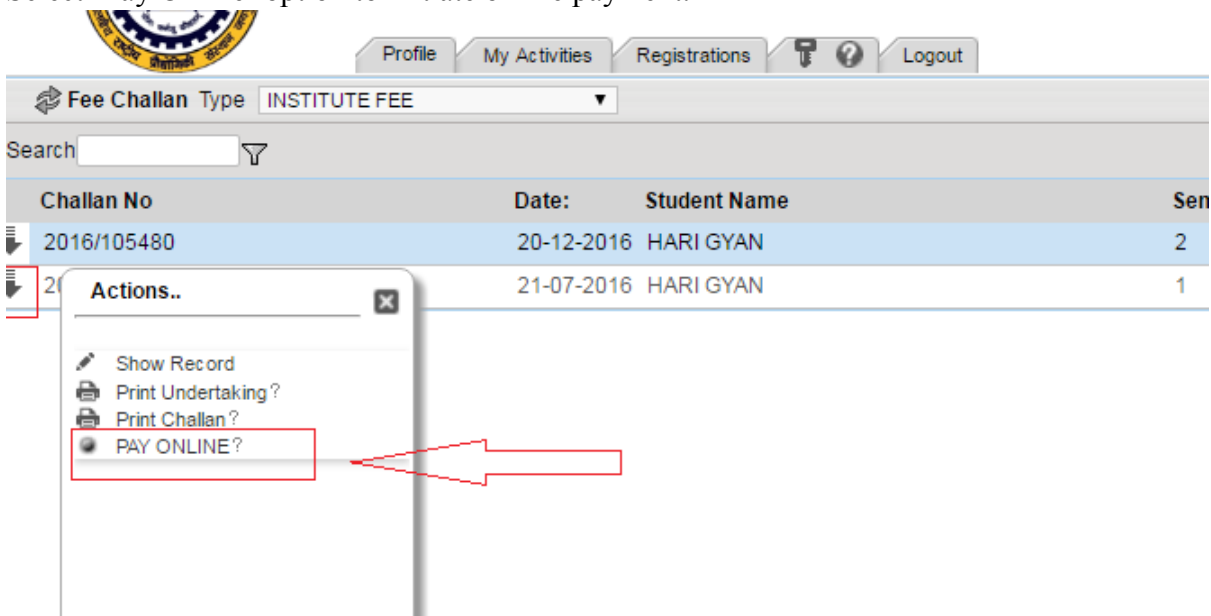
Please do not share your password
You will be responsible for all activities.

How to pay fee through ONLINE PAYMENT MODE?

1. Go to My Activities->My Challans



2. Select your fee challan and click on actions ('Down arrow in left of challan')
3. Select 'Pay Online' option to initiate online payment.



4. Select the following gateway for the online fee payment:
 - a. Eazy Pay
5. Follow the instructions on screen and complete your fee payment using any of available payment mode:
 - a. Debit card
 - b. Net banking

How to confirm payment status?

1. After fee payment, Gateway will redirect you to MNIT ERP. Payment successful if it shows you success message with transaction ID.
2. To confirm it on ERP, you can check transaction ID in 'Transaction ID' column of challan record.

CERTIFICATE OF MEDICAL FITNESS

The certificate must be from the Medical Officer or any rank above it from any Central/State Government Hospital/Dispensary/Medical College must be brought by the candidate at the time of interview.

1. Application Form No. :
2. Name of the Candidate :
3. Father's Name :
4. Mother's Name :
5. Sex : (Male/Female)
6. Height :
7. Weight :
8. Identification Mark :
9. Chest Measurement :
10. Heart and Lungs :
Piles, Hydrocele,
Hernia etc.
11. Vision :
12. Colour Blindness :
13. Hearing :

PHOTO
*(To be attested by the
Doctor signing the
Certificate)*

Certified that the candidate possesses the medical standards given below and is medically fit for the engineering profession.

Place:

Date:

Signature & Designation with seal of the
Authorised Medical Officer

MEDICAL STANDARDS

Height: Not less than 1.5 m for male candidates and not less than 1.4 m for female candidates.

Weight: Minimum 41 kg approximately for male candidates and 37 kg approximately for female candidates.

Chest Measurement: Not less than 69 cm. with satisfactory limits of expansion and contraction for male candidates only

Heart & Lungs: No abnormality.

Hernia, Hydrocele, Piles, etc.: Presence of any of these is a temporary disqualification to be rectified before joining the course of study.

Vision: Normal. Where defective, it must be corrected to 6/9 in the better eye and 6/12 in the worse eye. Eye should be free from congenital and other diseases.

Hearing: Normal. Where defective it must be corrected.