



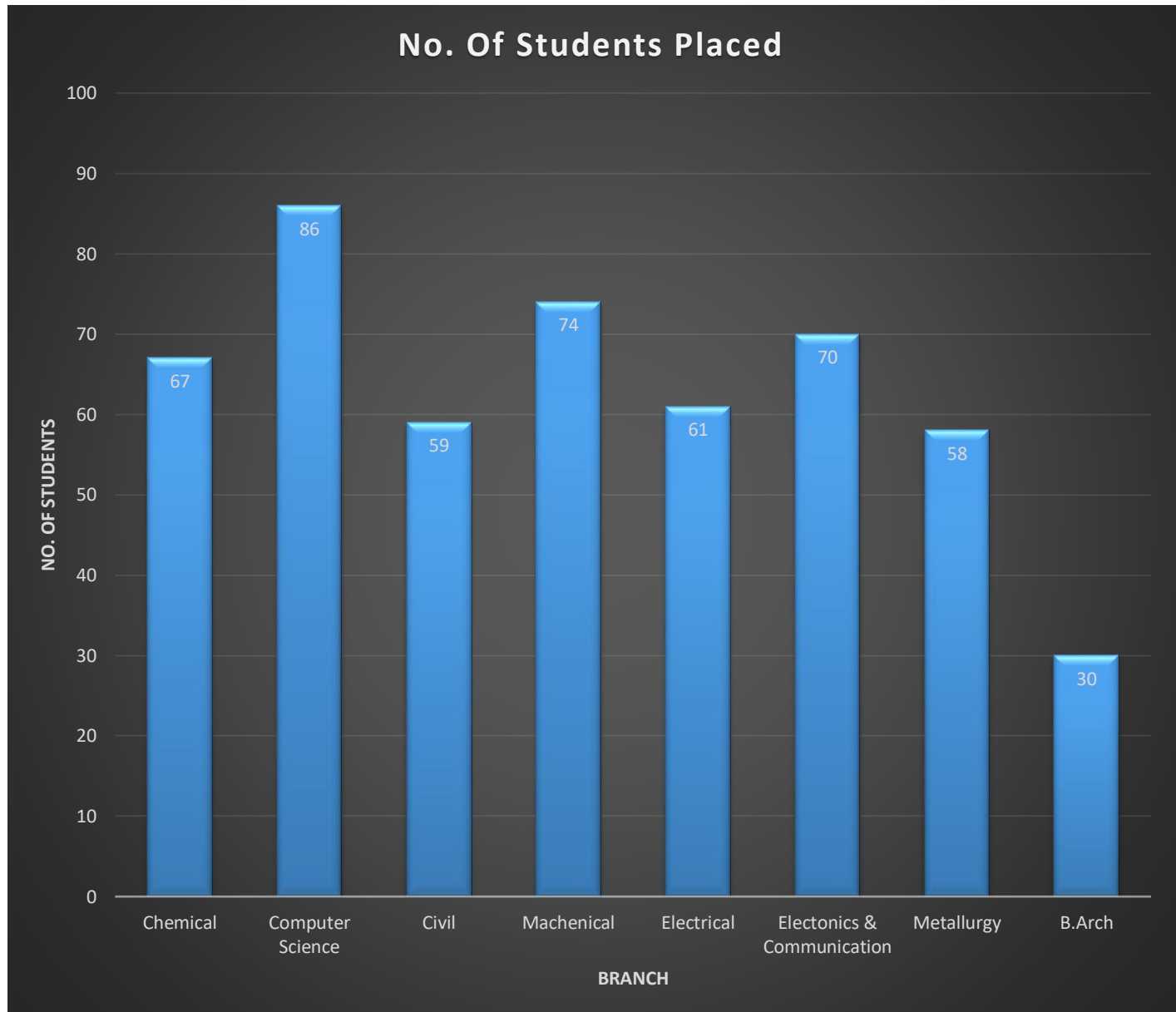
Placement Report 2018-19

UG Placement Statistics

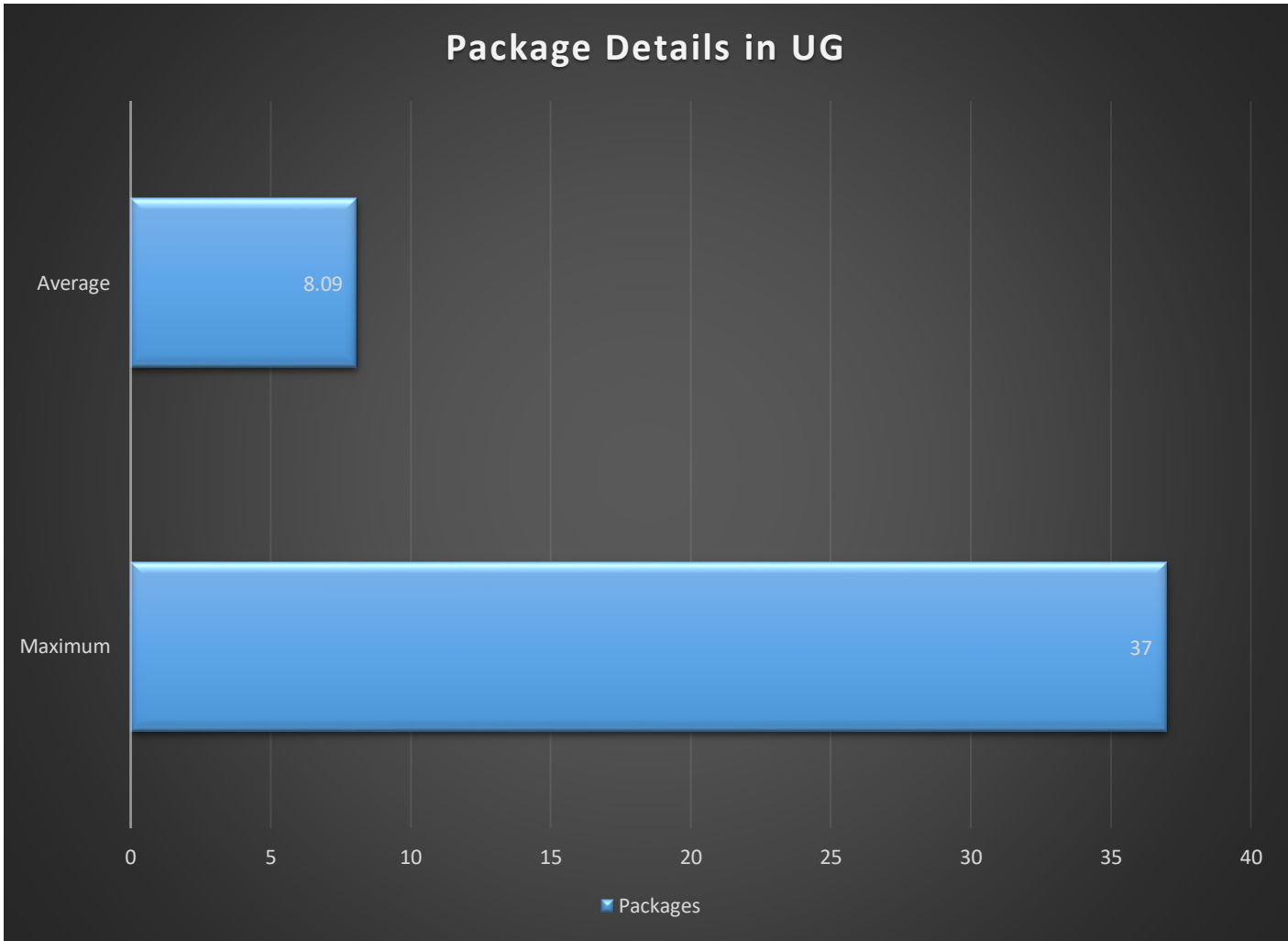
Total Placements

Sr. No.	Branch Name	No. of Placed students
1	B.Arch	30
2	Chemical Engineering	67
3	Civil Engineering	59
4	Computer Engineering	86
5	Electronics& Communication Engineering	70
6	Electrical Engineering	61
7	Mechanical Engineering	74
8	Metallurgical Engineering	58
	Total	505

Total Placements

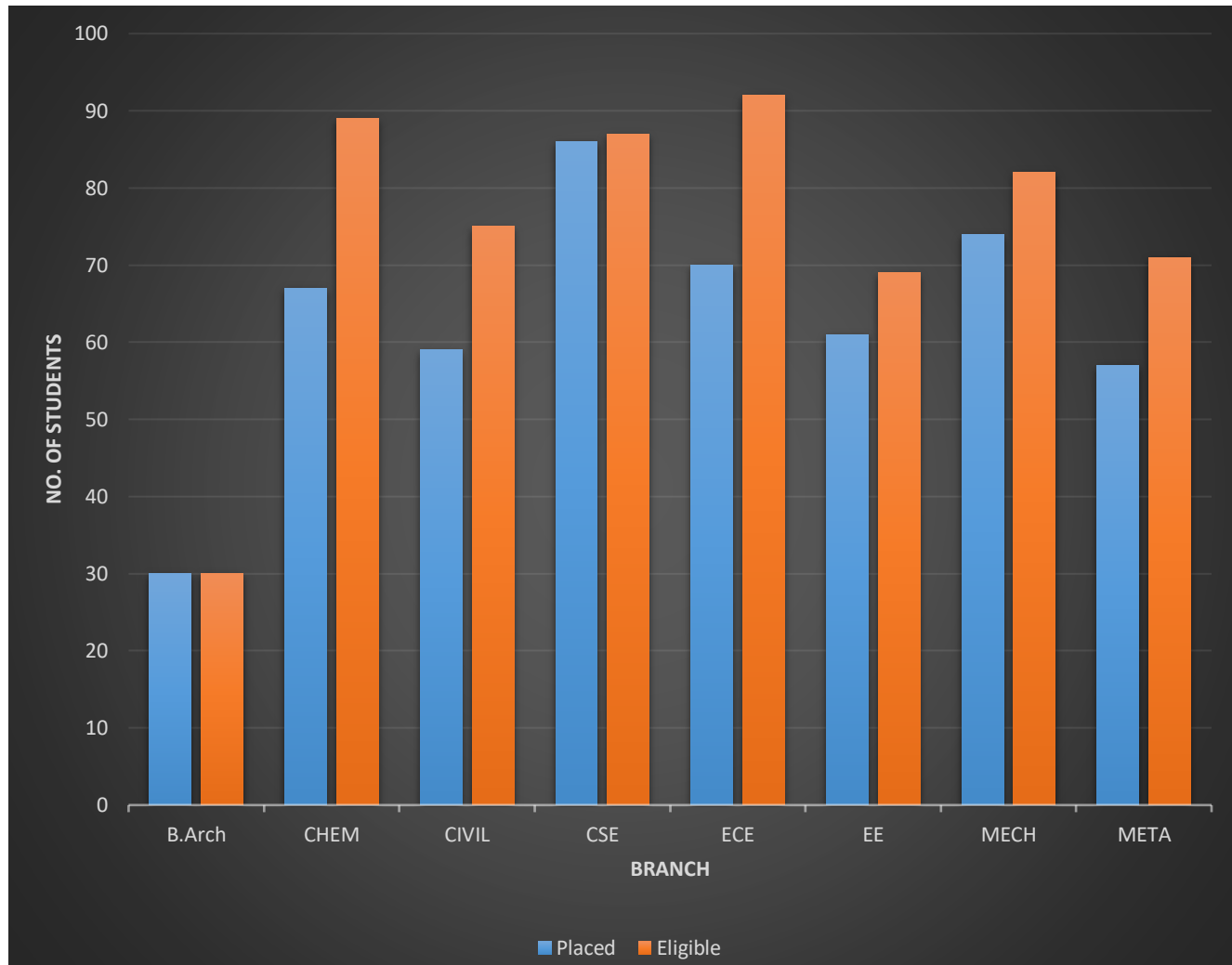


Total Package Details of UG(in LPA)	
Maximum	Average
37.00	8.09



Branch	Students Placed	Total Offers	Eligible Students	% of Placed Students	Highest Package	Average Package
B.ARCH	30	30	30	100	7	5.03
CHEMICAL	67	77	89	75.28	11	6.68
CIVIL	59	65	75	78.67	10.5	5.99
COMPUTER SCIENCE	86	90	87	98.85	37	13.36
ELECTRONICS AND COMM.	70	74	92	76.09	32.5	10.03
ELECTRICAL	61	72	69	88.41	14	6.82
MECHANICAL	74	82	82	90.24	11	6.59
METALLURGY	58	60	71	81.69	12.93	6.58
Total	505	550	595	84.87	37	8.09

Students Placed vs Total Eligible Students



PG Placement Statistics

Sr.No	Branch	No. of Placed Students	No. of Offers
1	M.Tech (CHEMICAL)	2	2
2	M.Tech (CIVIL)	5	5
3	M.Tech (COMPUTER ENGINEERING)	20	21
4	M.Tech (ELECTRONICS AND COMMUNICATIONS)	16	17
5	M.Tech (ELECTRICAL)	1	1
6	M.Tech (MECHANICAL)	19	19
7	M.Tech (NATIONAL CENTRE FOR DISASTER MITIGATION & MANAGEMENT)	3	4
8	M.Tech (RENEWABLE ENERGY)	1	2
9	M.Tech (METALLURGY)	1	1
10	M.Sc	6	6
11	MBA	37	45
12	Ph.d	4	4
	Total	115	127

Total Package Details of PG(in LPA)

Maximum

14

Average

5.2

Package Details in UG

Average

5.2

Maximum

14

0

2

4

6

8

10

12

14

16

▀ Packages

PLACEMENT DETAILS(UG+PG)

Total Placed Students	620
------------------------------	-----

Total Offers	677
---------------------	-----

Average Package	7.56
------------------------	------

Median Package	6.5
-----------------------	-----

Maximum Package	37
------------------------	----

Salient Features of Placement Session 2018-19

- Number of Students who have been given Pre Placement Offers (PPOs) – 50
- Numbers of Companies Visited – 167
- Total Number of Internships Offered to UG and PG: 152

PROMINENT COMPANIES VISITED

777 Traders, AECOM, Affine Analytics, Amazon, Analytics Quotient, Arcesium, Axis Bank, Bajaj Autos, BORL, Byju's, C Dot, Cairn India, Capgemini, Coca Cola, Codenation, Cummins, Dassault System, De Shaw, Deloitte, Deutsche Bank, Droom, EPCOS, Essar Steel, EXL, Fidelity, Future First, GE, Goldman Sachs, GRIL, Hero Motocorp, HMEL, HSBC, IGL, Infosys, Interra System, JSL, KEC, L&T ECC, LnT Ltd, Mahindra&Mahindra, Maruti Suzuki, Omax Auto, Oracle, OYO, Philips, REIL, Reliance, Resonance, Salesforce, Samsung, Servicenow, Subros, Tata Motors, Texas, Vedanta, Walmart, WiSig